



# **FITNESS** **CATALOG** **2025-26**

---

# INDEX

Treadmills :	1 - 22	Star Series :	135 - 142
Stairmill :	23 - 24	Iconic plate loaded :	143 - 145
Ellipticals :	25 - 38	Pro Series :	146 - 1150
Helix Climber :	39	DH Series :	151
Spin bikes :	40 - 48	Kore series :	152 - 158
Recumbent Bikes :	49 - 52	Ignite series :	159 - 161
Upright bikes :	53 - 55	ISO Series :	162 - 168
Fan Air Bikes :	56 - 58	SM Series :	169
Water Rower :	59 - 60	Multi Stations :	170 - 181
Air Rower :	61 - 63	Leg Press :	182- 185
Ski machine :	64	Tire Flip & t-arm Machine :	186
Vertical Climber :	65	Benches & Racks :	187 - 207
Gym fan :	66	Squat / Deadlift :	208
Multi Gyms :	67 - 70	Viynl Dumbbells & kettlebells :	209
Iconic Series	71 - 78	Rubber KettleBells & Dumbbells :	210
Prestige Series :	79- 85	Round Dumbbells :	211
Knight Series :	86 - 87	Rubber weight plates :	212
Endurance Series :	88 - 90	Bumper Plates :	213
Techno Series :	91	Bumper Plates & Olympic bars :	214
Magnum :	92 - 100	Olympic Bars :	215 - 221
Alpha Series :	101 - 102	Fixed Weight Bars :	222
Titan Series :	103 - 110	Handle :	223
Fusion Series :	111 - 120	Rubber Matt :	224
Signature series :	121- 127		
Galaxy Series :	128 - 134		



## CFT 3000 I

- AC Driven System
- 5.0 HP continuous (10 HP Peak) AC Motor
- 23" x 64" running Surface
- 21" TFT display with WIFI Connectivity showing time, speed, distance, incline, calories, heart rate & matrix running
- AI Cushioning Technology for excellent shock absorption that provides stable push off to reduce the possibility of any type of injury to knees and joints.
- Heavy duty 4mm reliable orthopedic running belt
- With 1" thick running board for stability and durability
- Two cup / bottle holders
- Maximum User Weight : 180 kgs
- Size: 2300 x 1000 x 460 mm
- N.W: 222 kg, G.W: 262 kg

### WARRANTY:

Lifetime of Frame

10 Years on Motor

1 Year on Parts

(This does not cover wear & tear)



## CFT 3050 I

- AC Driven System
- 5.0 HP continuous (10 HP Peak) AC Motor
- 23" x 64" running Surface, SPEED: 0.8~24 / kmph
- Precise incline control from 0~20 %
- 18.5" TFT display with WIFI Connectivity showing time, speed, distance, incline, calories, heart rate & matrix running
- AI Cushioning Technology for excellent shock absorption that provides stable push off to reduce the possibility of any type of injury to knees and joints.
- Heavy duty 4mm reliable orthopedic running belt
- With 1" thick running board for stability and durability
- Two cup / bottle holders
- Maximum User Weight : 180 kgs
- Size: 2200 x 830 x 1650 mm
- N.W: 222 kg, G.W: 262 kg

### WARRANTY:

Lifetime of Frame

10 Years on Motor

1 Year on Parts

(This does not cover wear & tear)





## CFT 5400

- AC Driven System
- 5.0 HP continuous (10 HP Peak) AC Motor
- 23" x 64" running Surface, SPEED: 0.8~24 / kmph
- Precise incline control from -3~ 18 %, Unique -3% declinable deck
- 6 window LED display showing time, speed, distance, incline, calories, heart rate & matrix running, Direct speed & incline keys on the console
- AI Cushioning Technology for excellent shock absorption that provides stable push off to reduce the possibility of any type of injury to knees and joints.
- Heavy duty 4mm reliable orthopedic running belt. With USB Charging Point & High Speed O<sub>2</sub> Generator
- With 1" thick running board for stability and durability
- Two cup / bottle holders with a built in tray to hold your mobile phones
- Maximum User Weight : 220 kgs
- Size: 2210 x 1020 x 1630 mm
- N.W: 238 kg, G.W: 274 kg

### WARRANTY:

Lifetime of Frame

10 Years on Motor

1 Year on Parts

(This does not cover wear & tear)



## CFT 4900

- AC Driven System
- 5.0 HP continuous (10 HP Peak) AC Motor
- 23" x 63" running Surface, SPEED: 1.0~20 / kmph
- Precise incline control from 0~20 %
- 6 window LED display showing time, speed, distance, incline, calories, heart rate & matrix running, Direct speed & incline keys on the console
- AI Cushioning Technology for excellent shock absorption that provides stable push off to reduce the possibility of any type of injury to knees and joints.
- Heavy duty 4mm reliable orthopedic running belt. With USB Charging Point & High Speed O<sub>2</sub> Generator
- With 1" thick running board for stability and durability
- Two cup / bottle holders with a built in tray to hold your mobile phones
- Maximum User Weight : 220 kgs
- Size: 2360 x 960 x 1730 mm
- N.W: 223 kg, G.W: 270 kg

### WARRANTY:

Lifetime of Frame

10 Years on Motor

1 Year on Parts

(This does not cover wear & tear)



## CFT 4700

- AC Driven System
- 5.0 HP continuous (10 HP Peak) AC Motor
- 23" x 63" running Surface, SPEED: 1~20 / kmph
- Precise incline control from 0~20 %
- 18.5" LED display showing time, speed, distance, incline, calories, heart rate & matrix running.
- AI Cushioning Technology for excellent shock absorption that provides stable push off to reduce the possibility of any type of injury to knees and joints.
- Heavy duty 4mm reliable orthopedic running belt.
- With 1" thick running board for stability and durability
- Mp3 Connectivity with speakers. Two cup / bottle holders
- Maximum User Weight : 220 kgs
- Size: 2320 x 950 x 1740 mm
- N.W: 216 kg, G.W: 262 kg

### WARRANTY:

Lifetime of Frame

10 Years on Motor

1 Year on Parts

(This does not cover wear & tear)



## SMART RUN 200A

- AC Driven System
- 5.0 HP continuous (10 HP Peak) AC Motor
- 23" x 63" running Surface, SPEED: 1~20 / kmph
- Precise incline control from 0~20 %
- 24" Mirror display with wired and screen projection showing time, speed, distance, incline, calories, heart rate & matrix
- AI Cushioning Technology for excellent shock absorption that provides stable push off to reduce the possibility of any type of injury to knees and joints.
- Heavy duty 4mm reliable orthopedic running belt.
- With 1" thick running board for stability and durability
- Mp3 Connectivity with speakers
- Two cup / bottle holders
- Maximum User Weight : 200 kgs

### WARRANTY:

Lifetime of Frame

10 Years on Motor

1 Year on Parts

(This does not cover wear & tear)





## CFT 4300

- AC Driven System
- 5.0 HP continuous (10 HP Peak) AC Motor
- 23" x 61" running Surface, SPEED: 1~20 / kmph
- Precise incline control from 0~20 %
- 23.6" LED display showing time, speed, distance, incline, calories, heart rate & matrix running.
- AI Cushioning Technology for excellent shock absorption that provides stable push off to reduce the possibility of any type of injury to knees and joints.
- Heavy duty 4mm reliable orthopedic running belt.
- With 1" thick running board for stability and durability
- Mp3 Connectivity with speakers
- Two cup / bottle holders
- Maximum User Weight : 200 kgs

### WARRANTY:

Lifetime of Frame

10 Years on Motor

1 Year on Parts

(This does not cover wear & tear)



## CFT 3300

- AC Driven System
- 5.0 HP continuous (10 HP Peak) AC Motor
- 24.5" x 63" running Surface, SPEED: 1~25 / kmph
- Precise incline control from 0~20 %
- LED display showing time, speed, distance, incline, calories, heart rate & matrix running.
- AI Cushioning Technology for excellent shock absorption that provides stable push off to reduce the possibility of any type of injury to knees and joints.
- Heavy duty 4mm reliable orthopedic running belt.
- With 1" thick running board for stability and durability
- With 1" thick running board for stability and durability
- Bluetooth Connectivity with speakers, Two cup / bottle holders
- Maximum User Weight : 180 kgs
- N.W: 220 kg, G.W: 300 kg

### WARRANTY:

Lifetime of Frame

10 Years on Motor

1 Year on Parts

(This does not cover wear & tear)



## CFT 2900

- AC Driven System
- 5.0 HP continuous (10 HP Peak) AC Motor
- 23" x 61" running Surface, SPEED: 1~22 / kmph
- Precise incline control from 1~22 %
- LED display showing time, speed, distance, incline, calories, heart rate & matrix running.
- AI Cushioning Technology for excellent shock absorption that provides stable push off to reduce the possibility of any type of injury to knees and joints.
- Heavy duty 4mm reliable orthopedic running belt.
- With 1" thick running board for stability and durability
- Mp3 Connectivity with speakers
- Two cup / bottle holders
- Maximum User Weight : 200 kgs

### WARRANTY:

Lifetime of Frame

10 Years on Motor

1 Year on Parts

(This does not cover wear & tear)



## CFT 3000

- AC Driven System
- 5.0 HP continuous (10 HP Peak) AC Motor
- 23" x 64" running Surface, SPEED: 0.8~20 / kmph
- Precise incline control from 0~20 %
- LED display showing time, speed, distance, incline, calories, heart rate & matrix running.
- AI Cushioning Technology for excellent shock absorption that provides stable push off to reduce the possibility of any type of injury to knees and joints.
- Heavy duty 4mm reliable orthopedic running belt.
- With 1" thick running board for stability and durability
- Mp3 Connectivity with speakers, Two cup / bottle holders
- Maximum User Weight : 180 kgs
- Size: 2248 x 980 x 2398 mm
- N.W: 222 kg, G.W: 262 kg

### WARRANTY:

Lifetime of Frame

10 Years on Motor

1 Year on Parts

(This does not cover wear & tear)





## CFT 2700

- AC Driven System
- 4.0 HP continuous (8.0 HP Peak) AC Motor
- 23" x 62" running Surface, SPEED: 0.8~20 / kmph
- Precise incline control from 0~18 %
- 5" LED display showing time, speed, distance, incline, calories, heart rate & matrix running. Direct running & Incline keys on the console
- Extra heavy duty steel base with double cell neoprene rubber system for excellent suspension
- Heavy duty 4mm reliable orthopedic running belt.
- Comes with LED Lights & wireless charging features
- With USB charging point with high speed O' Generator.
- With 1" thick running board for stability and durability
- Mp3 Connectivity with speakers, Two cup / bottle holders
- Maximum User Weight : 160 kgs
- Size: 2090 x 876 x 1625 mm
- N.W: 165 kg, G.W: 180 kg

### WARRANTY:

Lifetime of Frame

10 Years on Motor

1 Year on Parts

(This does not cover wear & tear)



## CFT 2750

- AC Driven System
- 5.0 HP continuous (10 HP Peak) AC Motor
- 23.6" x 60" Running Surface, SPEED: 1~20 / kmph
- Precise incline control from 0~20 %
- 21.5" LED display showing time, speed, distance, incline, calories, heart rate & matrix running
- AI Cushioning Technology deck for excellent shock absorption that provides suitable push off to reduce the possibility of any type of injury to knees and joints
- Heavy duty 4mm reliable orthopedic running belt.
- With 1" thick running board for stability and durability
- Mp3 Connectivity with speakers
- Two cup / bottle holders
- Maximum User Weight : 180 kgs

### WARRANTY:

Lifetime of Frame

10 Years on Motor

1 Year on Parts

(This does not cover wear & tear)



## X-STRIDE

- AC Driven System
- 5.0 HP continuous (10 HP Peak) AC Motor
- 23" x 61" Running Surface, SPEED: 1~20 / kmph
- Precise incline control from 0~20 %
- LED display showing time, speed, distance, incline, calories, heart rate & matrix running
- AI Cushioning Technology deck for excellent shock absorption that provides suitable push off to reduce the possibility of any type of injury to knees and joints
- Heavy duty 4mm reliable orthopedic running belt.
- With 1" thick running board for stability and durability
- Mp3 Connectivity with speakers
- Two cup / bottle holders
- Maximum User Weight : 180 kgs

### WARRANTY:

Lifetime of Frame

10 Years on Motor

1 Year on Parts

(This does not cover wear & tear)





## CFT 3100

- AC Driven System
- 5.0 HP continuous (10 HP Peak) AC Motor
- 24.5" x 62.5" running Surface, SPEED: 1~20 / kmph
- Precise Incline control from 0~20 %
- 19" LED display showing time, speed, distance, incline, calories, heart rate & matrix running. Direct running & Incline keys on the console
- AI Cushioning Technology deck for excellent shock absorption that provides suitable push off to reduce the possibility of any type of injury to knees and joints
- Heavy duty 4mm reliable orthopedic running belt.
- With 1" thick running board for stability and durability
- Two cup / bottle holders with a built in tray to hold your mobile phone
- Maximum User Weight : 200 kgs
- **COMES WITH ALUMINIUM SIDE RAILS**
- Size: 2050 x 950 x 1600 mm
- N.W: 210 kg, G.W: 230 kg

### WARRANTY:

Lifetime of Frame

10 Years on Motor

1 Year on Parts

(This does not cover wear & tear)





## CFT 2500

- AC Driven System
- 5.0 HP continuous (10 HP Peak) AC Motor
- 21" x 64" Running Surface, SPEED: 1-20 / kmph
- Precise Incline control from 0-20 %
- LED display showing time, speed, distance, incline, calories, heart rate & matrix running
- AI Cushioning Technology deck for excellent shock absorption that provides suitable push off to reduce the possibility of any type of injury to knees and joints
- Heavy duty 3.2 mm reliable orthopedic running belt.
- With 1" thick running board for stability and durability
- Mp3 Connectivity with speakers
- Maximum User Weight : 160 kgs

### WARRANTY:

Lifetime of Frame

10 Years on Motor

1 Year on Parts

(This does not cover wear & tear)



## CFT 2600

- AC Driven System
- 5.0 HP continuous (10 HP Peak) AC Motor
- 21" x 64" Running Surface, SPEED: 1~20 / kmph
- Precise Incline control from 0~20 %
- LED display showing time, speed, distance, incline, calories, heart rate & matrix running
- AI Cushioning Technology deck for excellent shock absorption that provides suitable push off to reduce the possibility of any type of injury to knees and joints
- Heavy duty 4 mm reliable orthopedic running belt.
- With 1" thick running board for stability and durability
- Mp3 Connectivity with speakers
- Maximum User Weight : 180 kgs
- Size: 2277 x 940 x 1592 mm
- N.W: 187 kg, G.W: 230 kg

### WARRANTY:

Lifetime of Frame

10 Years on Motor

1 Year on Parts

(This does not cover wear & tear)



## CREST RUN X

- AC Driven System
- 5.0 HP continuous (10 HP Peak) AC Motor
- 23.6" x 62" Running Surface, SPEED: 1~20 / kmph
- Precise Incline control from 0~20 %
- LED display showing time, speed, distance, incline, calories, heart rate & matrix running
- AI Cushioning Technology deck for excellent shock absorption that provides suitable push off to reduce the possibility of any type of injury to knees and joints
- Heavy duty 4 mm reliable orthopedic running belt.
- With 1" thick running board for stability and durability
- Mp3 Connectivity with speakers
- Maximum User Weight : 180 kgs
- Size: 2270 x 955 x 1655 mm
- N.W: 187 kg, G.W: 230 kg

### WARRANTY:

Lifetime of Frame

10 Years on Motor

1 Year on Parts

(This does not cover wear & tear)



## CFT 3080

- AC Driven System
- 5 HP continuous (10 HP Peak) AC Motor
- 23" x 65" Running Surface, SPEED: 1~20 / kmph
- Precise Incline control from 0~15 %
- LED display showing time, speed, distance, incline, calories, heart rate & matrix running
- AI Cushioning Technology deck for excellent shock absorption that provides suitable push off to reduce the possibility of any type of injury to knees and joints
- Heavy duty 4 mm reliable orthopedic running belt.
- Two cup / bottle holders
- Maximum User Weight : 180 kgs
- Size: 2380 x 1000 x 1730 mm
- N.W: 268 kg, G.W: 330 kg

### WARRANTY:

Lifetime of Frame

10 Years on Motor

1 Year on Parts

(This does not cover wear & tear)





## CFT 3050

- AC Driven System
- 4.0 HP continuous (8 HP Peak) AC Motor
- 23" x 64" Running Surface, SPEED: 0.8~24 / kmph
- Precise Incline control from 0~20 %
- 18.5" LED display showing time, speed, distance, incline, calories, heart rate & matrix running
- AI Cushioning Technology deck for excellent shock absorption that provides suitable push off to reduce the possibility of any type of injury to knees and joints
- Heavy duty 4 mm reliable orthopedic running belt.
- Mp3 Connectivity with speakers, Two cup / bottle holders
- Maximum User Weight : 160 kgs
- Size: 2200 x 830 x 1650 mm
- N.W: 180 kg, G.W: 210 kg

### WARRANTY:

Lifetime of Frame

10 Years on Motor

1 Year on Parts

(This does not cover wear & tear)



## X7

- AC Driven System
- 4.0 HP continuous (8 HP Peak) AC Motor
- 22" x 60" Running Surface, SPEED: 1~20 / kmph
- Precise incline control from 0~15 %
- LCD display showing time, speed, distance, incline, calories, heart rate & matrix running
- AI Cushioning Technology deck for excellent shock absorption that provides suitable push off to reduce the possibility of any type of injury to knees and joints
- Heavy duty 3.2 mm reliable orthopedic running belt.
- Mp3 Connectivity with speakers
- Maximum User Weight : 180 kgs
- Size: 2140 x 910 x 1445 mm
- Weight : 200 kgs

### WARRANTY:

Lifetime of Frame

10 Years on Motor

1 Year on Parts

(This does not cover wear & tear)



## CFT 2800

- AC Driven System
- 4.0 HP continuous (8 HP Peak) AC Motor
- 23" x 63" Running Surface, SPEED: 1~20 / kmph
- Precise Incline control from 0~20 %
- LCD display showing time, speed, distance, incline, calories, heart rate & matrix running
- AI Cushioning Technology deck for excellent shock absorption that provides suitable push off to reduce the possibility of any type of injury to knees and joints
- Heavy duty 3.2 mm reliable orthopedic running belt.
- Maximum User Weight : 180 kgs

### WARRANTY:

Lifetime of Frame

10 Years on Motor

1 Year on Parts

(This does not cover wear & tear)



## CURVE TREADMILL - RACER

- 3 Types of Running Operated Mode
- Running Belt Material: Nylon on Surface and Metal on the backside
- LCD display showing time, speed, distance, calories
- Maximum User Weight: 140 Kgs
- Size: 2000 x 900 x 1530 mm
- N.W: 135 kg, G.W: 166 kg

### WARRANTY:

Lifetime of Frame

1 Year on Parts

(This does not cover wear & tear)





## CURVE TREADMILL - RUNNER

- Motion Mode: 1-8 Gear, 3 motion modes
- Brake Mode: Magnet Resistance Adjustment
- Running Belt: Tracked High Strength Nylon Skeleton
- LCD Display showing time, speed, distance, calories
- Maximum User Weight : 180 kg

### WARRANTY:

Lifetime of Frame

1 Year on Parts

(This does not cover wear & tear)



## STAIRMILL LUXURY

- Machine weight: 200 kg
- Maximum User Weight: 200 kgs
- Stair Squares: 560 x 250 x 200 mm
- Voltage: AC220V±10%
- Resistance Gear : 1-15
- Size : 1420 x 830 x 2090 mm

### WARRANTY:

1 Year on Parts  
(This does not cover wear & tear)



## STAIRMILL CFM 100

- Machine Size: 1370 x 960 x 1600 mm
- Machine weight: 190 kg
- Maximum User Weight: 160 kg
- Stair Squares: 560 x 235 x 220 mm
- Voltage: AC220V±10%

### WARRANTY:

1 Year on Parts  
(This does not cover wear & tear)



## ARC TRAINER

- LED SCREEN: 15.6" - Calories, Time, Speed, Distance, etc
- ADDITIONAL FEATURE - The panel has a fluctuation switch which can adjust slope and resistance by one key flicking
- Real Time Heart Rate Monitoring and adjusts the running speed scientifically
- Two way magnetic control flywheel can adjust the stride distance freely makes the movement faster and more effective
- High Quality Machine Components
- 61 cm Stride Length and can be used as elliptical, skiing machine and climbing machine
- Super big anti skid foot pedals
- Size: 1900 x 980 x 1650 mm

### WARRANTY:

1 Year on Parts  
(This does not cover wear & tear)





## CFE 3000

- LED SCREEN: 15.6" - Calories, Time, Speed, Distance, etc
- COMES WITH SELF GENERATED SYSTEM
- 32 Levels Resistance for effective workout
- 1-12 Standard Programs
- Stride Size 20" (508 mm)
- User Weight: 180 Kg
- Bluetooth / Tablet-Mobile Holder - Yes
- Product Size : 1900 x 860 x 1777 mm

### WARRANTY:

1 Year on Parts  
(This does not cover wear & tear)



## CFE 2500

- LED console readouts: Inline, time, distance, calories, pulse, speed / rpm level
- Level Control: 20 resistance levels
- With 15 Level Power Incline
- 500mm x 220mm unique stride length
- 20 kgs flywheel
- Both forward & reverse motions offer various workout options
- Mp3 with speaker and USB Input
- With bottle holder
- With adaptor power system
- Maximum user weight: 180 kg
- Size: 2160 x 770 x 1940, N.W: 140 kg, G.W: 172 kg

### WARRANTY:

1 Year on Parts  
(This does not cover wear & tear)



## CFE 2750

- LED console readouts: Inline, time, distance, calories, pulse, speed / rpm level
- Level Control: 26 resistance levels
- Maintenance Free ball bearing reduces friction and leads to no noise
- 24 kgs flywheel
- Both forward & reverse motions offer various workout options
- With bottle holder
- Extra Large Pedals: It is convenient to achieve the best running posture by adjusting position easily
- Power Generated System
- Maximum User Weight: 180 Kg

### WARRANTY:

1 Year on Parts  
(This does not cover wear & tear)



## CFE 2600

- LED console readouts: Incline, time, distance, calories, pulse, speed / rpm level
- Level Control: 32 resistance levels
- 18 kgs flywheel
- **15 Level Auto Incline**
- Both forward & reverse motions offer various workout options
- Mp3 with speakers
- Power Adaptor System
- Maximum user weight : 180 kg
- Size: 1890 x 910 x 1660 mm
- N.W: 105 kg, G.W 120 kg

### WARRANTY:

1 Year on Parts  
(This does not cover wear & tear)





## CFE 2450 Made in Taiwan

- LED console readouts: Inline, time, distance, calories, pulse, speed / rpm level
- Level Control: 24 resistance levels
- 18 kgs flywheel
- **20 Level Manual Inline**
- Both forward & reverse motions offer various workout options
- Mp3 with speaker / slide rail: Iron tube + laying aluminium plate
- Power Adaptor System
- Maximum user weight: 200 kg
- Adjustable Pedals

### WARRANTY:

1 Year on Parts  
(This does not cover wear & tear)



## CFE 2400

- LED 5 windows console readouts: Incline, time, distance, calories, pulse, speed / rpm level
- Level Control: 32 resistance levels
- 20" Stride length
- 12 kgs flywheel
- Both forward & reverse motions offer various workout options
- Mp3 with speaker and USB input
- With Power Adaptor System
- Maximum user weight: 150 kg
- Size: 2145 x 666 x 1740 mm
- N.W: 112 kg, G.W: 138 kg

### WARRANTY:

1 Year on Parts  
(This does not cover wear & tear)



## CFE 2800

- LED SCREEN : Calories, Time Speed, Distance etc
- POWER: PMS
- 32 Levels Resistance for effective workout
- 1-12 Preset Programs
- Stride Size: 19" (483 mm)
- User Weight: 180 kg
- Tablet- Mobile Holder - Yes
- Size: 1580 x 630 x 1700 mm
- N.W: 94 kg, G.W: 105 kg

### WARRANTY:

1 Year on Parts  
(This does not cover wear & tear)



## E31

- LED SCREEN : Calories, Time Speed, Distance etc
- Power generated System
- 32 Levels Resistance for effective workout
- 1-12 Preset Programs
- Stride Size: 19" (483 mm)
- User Weight: 180 kg
- Tablet- Mobile Holder - Yes
- Size: 2005 x 635 x 1762 mm

### WARRANTY:

1 Year on Parts  
(This does not cover wear & tear)





## CFE 2250

- LED console readouts: incline, time, distance, calories, pulse, speed / rpm, level
- Level Control: 16 resistance levels
- 14 kgs flywheel
- Both forward & reverse motions offer various workout options
- Self Generated system
- Maximum user weight : 180 kg

### WARRANTY:

1 Year on Parts  
(This does not cover wear & tear)



## CFE 2200

- LED console readouts: incline, time, distance, calories, pulse, speed / rpm, level
- Level Control: 16 resistance levels
- 14 kgs flywheel
- Both forward & reverse motions offer various workout options
- Self Generated system
- Maximum user weight : 180 kg

### WARRANTY:

1 Year on Parts  
(This does not cover wear & tear)



## CFE 2300

- LED console readouts: incline, time, distance, calories, pulse, speed / rpm, level
- Level Control: 32 resistance levels
- 14 kgs flywheel
- Both forward & reverse motions offer various workout options
- Self Generated system
- Maximum user weight : 180 kg

### WARRANTY:

1 Year on Parts  
(This does not cover wear & tear)



## CFE 2100

- LED console readouts: incline, time, distance, calories, pulse, speed / rpm, level
- Level Control: 8 resistance levels
- 6 kgs flywheel
- Both forward & reverse motions offer various workout options
- Magnetic Self Generated system
- Maximum user weight : 160 kg

### WARRANTY:

1 Year on Parts  
(This does not cover wear & tear)





## CFE 3200 LIGHT COMMERCIAL ELLIPTICAL TRAINER

- LED console readouts: incline, time, distance, calories, pulse, speed / rpm, level
- Level Control: 24 resistance levels
- 9 kgs flywheel
- Both forward & reverse motions offer various workout options
- Mp3 with speaker
- Power Generated system
- Maximum user weight: 140 kg

### WARRANTY:

1 Year on Parts  
(This does not cover wear & tear)

# HELIX CLIMBER

PRODUCT CATALOGUE



## HELIX CLIMBER

- N.W : 98 Kg
- G.W: 130 Kg
- Size: 1020 x 1030 x 1700 mm

### WARRANTY:

1 Year on Parts  
(This does not cover wear & tear)

# COMMERCIAL SPIN BIKES

PRODUCT CATALOGUE



## CFS 5000

- Sturdy structure with heavy duty crank
- Fully adjustable seat
- Stuffing: PU foam with synthetic leather
- Resistance levels: Variable linear increase
- Flywheel Size: 28 kg
- Vertically adjustable handlebar
- Transport wheels for easy movement
- Maximum User Weight : 200 Kgs

### WARRANTY:

1 Year on Parts  
(This does not cover wear & tear)



## CFS 4600

- Sturdy structure with heavy duty crank
- Fully adjustable seat
- Stuffing: PU foam with synthetic leather
- Resistance levels: Variable linear increase
- Flywheel Size: 28 kg
- Vertically adjustable handlebar
- Transport wheels for easy movement
- Maximum User Weight : 200 Kgs

### WARRANTY:

1 Year on Parts  
(This does not cover wear & tear)





## CFS 4400 MAGNETIC SPIN BIKE

- Sturdy structure with heavy duty crank
- Fully adjustable seat
- Stuffing: PU foam with synthetic leather
- Resistance levels: Variable linear increase
- Flywheel Size: 24 kg
- Vertically adjustable handlebar
- Transport wheels for easy movement
- Maximum User Weight : 160 Kgs

### WARRANTY:

1 Year on Parts  
(This does not cover wear & tear)



## CFS 4700

- Sturdy structure with heavy duty crank
- Fully adjustable seat
- Special high comfort indoor cycling seat
- Felt Friction Resistance Adjustable Method
- Flywheel Size: 22 kg
- Transport wheels for easy movement
- Maximum User Weight : 160 Kgs
- Size: 1230 x 620 x 1220 mm
- N.W: 66 kg, G.W: 70 kg

### WARRANTY:

1 Year on Parts  
(This does not cover wear & tear)



## CFS 4300 MAGNETIC SPIN BIKE

- Sturdy structure with heavy duty crank
- Fully adjustable seat
- Special high comfort indoor cycling seat
- Magnetic Resistance
- Emergency stop function
- Horizontally & vertically adjustable handlebar and seat
- Flywheel Size: 22 kgs
- Transport wheels for easy movement
- Maximum User Weight: 160 Kgs

### WARRANTY:

1 Year on Parts  
(This does not cover wear & tear)



## CFS 4100

- Sturdy structure with heavy duty crank
- Fully adjustable seat
- Stuffing: PU foam with synthetic leather.
- Resistance levels: Variable linear increase
- Flywheel Size: 24 kg
- Vertically adjustable handlebar
- Transport wheels for easy movement
- Maximum User Weight: 150 kgs
- Size: 1145 x 535 x 1125 mm
- N.W: 66 kg, G.W: 70 kg

### WARRANTY:

1 Year on Parts  
(This does not cover wear & tear)





## CFS 4500 SPIN BIKE

- Sturdy structure with heavy duty crank
- Fully adjustable seat
- Stuffing : PU foam with synthetic leather
- Resistance levels: Variable Linear Increase
- Flywheel Size: 26 kgs
- Vertically adjustable seat & handlebar
- Transport wheels for easy movement
- Maximum User Weight: 150 kgs

### WARRANTY:

1 Year on Parts  
(This does not cover wear & tear)



## CFS 4080

- Sturdy structure with heavy duty crank
- Fully adjustable seat
- Stuffing : PU foam with synthetic leather
- Resistance levels: Variable Linear Increase
- Flywheel Size: 23 kgs
- Vertically adjustable handlebar
- Transport wheels for easy movement
- Maximum User Weight: 150 kgs

### WARRANTY:

1 Year on Parts  
(This does not cover wear & tear)



## CFS 4050

- Sturdy structure with heavy duty crank
- Fully adjustable seat
- Stuffing : PU foam with synthetic leather
- Resistance levels: Variable Linear Increase
- Flywheel Size: 22 kgs
- Vertically adjustable handlebar
- Transport wheels for easy movement
- Maximum User Weight: 150 kgs

### WARRANTY:

1 Year on Parts  
(This does not cover wear & tear)



## CFR 4900

- LED display showing Pulse, Recovery, Time, RPM, Speed, Distance, Calories, Watt, Heart Rate & Resistance
- With self generator system
- Adjustable pedal: Equipped with easy to adjust pedal straps
- 15 Kgs Flywheel
- 26 levels tension control system
- Ergonomic seat adjustment
- Hand grips with pulse sensor
- Counter balance pedals
- Adjustable PU seat
- With Mobile holder
- Maximum User Weight: 150 kgs
- Size: 1635 x 700 x 1370 mm
- N.W: 84 kg, G.W: 95 kg

### WARRANTY:

1 Year on Parts  
(This does not cover wear & tear)





## CFR 4850

- LCD display showing Pulse, Recovery, Time, RPM, Speed, Distance, Calories, Watt. Heart Rate & Resistance
- With self generator system
- With Counter Balance Pedals
- 14 Kg Flywheel
- 16 levels tension control system
- Ergonomic seat adjustment
- Counter balance pedals
- Adjustable PU seat
- Maximum User Weight: : 150 kgs

### WARRANTY:

1 Year on Parts  
(This does not cover wear & tear)



## CFR 4800

- LCD display showing Pulse, Recovery, Time, RPM, Speed, Distance, Calories, Watt, Heart Rate & Resistance
- With self generator system
- With Counter Balance Pedals
- 12 Kg Flywheel
- 16 levels tension control system
- Ergonomic seat adjustment
- Counter balance pedals
- Adjustable PU seat
- Maximum User Weight: : 150 kgs

### WARRANTY:

1 Year on Parts  
(This does not cover wear & tear)



## CFR 4400 LIGHT COMMERCIAL RECUMBENT BIKE

- LCD display showing Pulse, Recovery, Time, RPM, Speed, Distance, Calories, Watt. Heart Rate & Resistance
- With self generator system
- 10 Kgs Flywheel
- 8 Levels tension control system
- Ergonomic seat adjustment
- Hand grips with pulse sensor
- Counter balance pedals
- Adjustable PU seat
- Maximum User Weight: 140 Kgs
- Size: 1700 x 600 x 1100 mm
- N.W: 55 kg, G.W: 60 kg

### WARRANTY:

1 Year on Parts  
(This does not cover wear & tear)



## CFU 4900

- LCD display showing Pulse, Recovery, Time, RPM, Speed, Distance, Calories, Watt Heart Rate & Resistance
- With self generator system
- Adjustable pedal : Equipped with easy-to-adjust pedal strips
- 15 Kg flywheel
- 26 levels tension control system
- Ergonomic Seat Adjustment
- Hand grips with pulse sensor
- Counter balance pedals
- Adjustable PU seat
- With Mobile holder
- Maximum User Weight : 150 Kg
- Size : 1150 x 535 x 1500 mm
- N.W: 65 kg, G.W: 80 kg

### WARRANTY:

1 Year on Parts  
(This does not cover wear & tear)





## CFU 4800

- LCD display showing Pulse, Recovery, Time, RPM, Speed, Distance, Calories, Watt, Heart Rate & Resistance
- With self generator system
- With Counter Balance Pedals
- 12 Kg Flywheel
- 16 levels tension control system
- Ergonomic seat adjustment
- Counter balance pedals
- Adjustable PU seat
- Maximum User Weight: : 150 kgs

### WARRANTY:

1 Year on Parts  
(This does not cover wear & tear)



## CFU 4500 LIGHT COMMERCIAL UPRIGHT BIKE

- LCD display showing Pulse, Recovery, Time, RPM, Speed, Distance, Calories, Watt. Heart Rate & Resistance
- Power generated system
- Magnetic brake with V-Belt drive system
- 24 levels tension control system
- Hand Grips with pulse sensor
- Counter balance pedals
- PU Seat with adjustable height
- User Weight: 130 kg

### WARRANTY:

1 Year on Parts  
(This does not cover wear & tear)



## CFF 4900 FAN AIR BIKE

- Heavy duty steel structure with 25" FAN
- LCD monitor showing time, distance, speed, calories, watts, heart rate & interval settings
- Transmission : Belt dry system
- 4 way quick release seat adjustment
- Universal ball joint provides stability & durability for long term workout
- Extra padding on seat for best comfort
- Transport wheels
- Max. User Weight : 180 Kgs . Size: 1330 x 767 x 1325 mm

### Additional Feature:

- Comes with moving handle bar

### WARRANTY:

1 Year on Parts  
(This does not cover wear & tear)



## CFF 4600 FAN AIR BIKE

- Heavy duty steel structure with 25" FAN
- LCD monitor showing time, distance, speed, calories, watts, heart rate & interval settings
- Transmission : Chain + V Belt dry system
- 4 way quick release seat adjustment
- Universal ball joint provides stability & durability for long term workout
- Extra padding on seat for best comfort
- Transport wheels
- Max. User Weight : 180 Kgs

### WARRANTY:

1 Year on Parts  
(This does not cover wear & tear)





## CFF 4700 FAN AIR BIKE

- Heavy duty Fan Air Bike
- LED monitor showing time, distance, speed, calories, watts, heart rate & interval settings.
- Transmission : Belt Generated
- Quick release seat adjustment
- Extra padding on seat for best comfort
- Max. User Weight: 150 Kgs
- Size: 1350 x 340 x 800 mm

### WARRANTY:

1 Year on Parts  
(This does not cover wear & tear)

# WATER ROWER

PRODUCT CATALOGUE



## WATER ROWER Made in Taiwan

- Heavy Duty Commercial Water Rower
- 6 Levels of Resistance is available
- Wide Straps are provided to ensure optimal foot placement and comfortable rowing position
- Compact tank design delivers ease of adjustment
- Interactive Performance Monitor (IPM) : The IPM displays: time, speed, distance: stroke rate: calories per hour Watts: 20 Level Adjustment etc.
- Slide rail : Iron tube + laying aluminium plate
- Unmatched Durability - Virtually Maintenance Free
- Ergonomic handle allows comfortable grip and minimised strain on forearms, wrists and hands
- Concealed Air-Glide Seat Rollers for safer and cleaner continuous smooth operation
- Rubber feet for adhesion to floor surfaces and to prevent damage
- Transport wheels for easy Mobility
- Maximum user weight: 180 kg
- N.W: 35 kg, G.W: 43 kg

### WARRANTY:

1 Year on Parts  
(This does not cover wear & tear)

# WATER ROWER

PRODUCT CATALOGUE



## WATER ROWER

- Heavy Duty Commercial Water Rower
- Widest range of Resistance is available
- Wide straps are provided to ensure optimal foot placement and comfortable rowing position
- Compact tank design delivers ease of adjustment
- Interactive Performance Monitor (IPM) : The IPM displays: time, speed, distance, stroke rate, calories per hour, watts
- 20 Level Adjustment
- Unmatched Durability - Virtually Maintenance Free
- Ergonomic Handle allows comfortable grip and minimised strain on forearms, wrists and hands
- Concealed Air-Glide Seat Rollers for safer and cleaner continuous smooth operation
- Rubber feet for adhesion to floor surfaces and to prevent damage
- Transport wheels for easy Mobility
- Maximum user weight: 180 kgs

### WARRANTY:

1 Year on Parts  
(This does not cover wear & tear)

# AIR ROWER

PRODUCT CATALOGUE



## AIR ROWER Made in Taiwan

- Heavy Duty Commercial Water Rower
- Solid steel frame
- Air generated 10 levels resistance
- Wide straps are provided to ensure optimal foot placement and comfortable rowing position
- Transport wheels for easy movement
- With LCD monitor that displays all workout data
- High quality cushioned seat
- Adjustable footrest with numbered setting
- Maximum user weight: 160 Kg
- Slide rail : Iron tube + laying aluminium plate
- Size : 1430 x 410 x 550 mm
- N.W: 34 kg, G.W: 41 kg

### WARRANTY:

1 Year on Parts  
(This does not cover wear & tear)





## AIR ROWER AR 600

- Heavy Duty Commercial Water Rower
- Solid steel frame
- Air generated 10 levels resistance
- Wide straps are provided to ensure optimal foot placement and comfortable rowing position
- Transport wheels for easy movement
- With LED monitor that displays all workout data
- High quality cushioned seat
- Adjustable footrest with numbered setting
- Maximum user weight: 160 Kg
- Slide rail : Iron tube + laying aluminium plate
- Size : 2360 x 550 x 500 mm
- N.W: 53 kg, G.W: 73 kg

### WARRANTY:

1 Year on Parts  
(This does not cover wear & tear)

# AIR ROWER

PRODUCT CATALOGUE



## AIR ROWER

- Heavy Duty Commercial Water Rower
- Solid steel frame
- Air generated 8 levels resistance
- Wide straps are provided to ensure optimal foot placement and comfortable rowing position
- Transport wheels for easy movement
- With LCD monitor that displays all workout data
- High quality cushioned seat
- Adjustable footrest with numbered setting
- Maximum user weight: 160 Kg
- Size : 1430 x 410 x 550 mm

### WARRANTY:

1 Year on Parts  
(This does not cover wear & tear)

## SKI MACHINE

PRODUCT CATALOGUE



## SKI MACHINE

- Resistance adjustable Windage adjustment: 10 levels
- Machine size: 1300 x 60 x 214
- Packing Size: 1325 x 670 x 595 mm
- Display Shows time, distance, speed, calories
- N.W: 50 kg, G.W: 55 kg

### WARRANTY:

1 Year on Parts  
(This does not cover wear & tear)

# VERTICAL CLIMBER

PRODUCT CATALOGUE



## VERTICAL CLIMBING MACHINE

- Resistance adjustable Windage adjustment: 10 levels
- Machine size: 1051 x 1100 x 2500 mm
- Display Shows time, distance, speed, calories
- N.W: 150 kg

### WARRANTY:

1 Year on Parts  
(This does not cover wear & tear)



# GYM FAN

PRODUCT CATALOGUE



## GYM FAN

- Easy to use Easy to move via solid wheels
- Keeps the area cool
- Smashingly Durable Steel cage & Aluminium airfoils can handle the toughest environments
- Quick & Efficient Gearless direct-drive motor
- N.W: 51 kg, G.W: 55 kg
- Machine Size : 1540 x 880 x 1670 mm

### WARRANTY:

1 Year on Parts  
(This does not cover wear & tear)



## 4 STATION MULTI GYM JXS 003

- 4 Stations Gym with 3 weight towers having weight stack of 100 Kgs each
- Exercise Functions - Leg Curl, Leg Extension, Chest press, Shoulder Press, Pec Fly, Lat pull, Rowing, and all high / low pulley exercises
- Comfortable seat pads & all the weight stacks attached at right angle for maximum space saving when placed in corner
- Durable powder coated finish
- Ergonomic Design / Scientific Biomechanics
- High Strength Pulley
- Highly Flexible Cable
- Size : 2738 x 2445 x 2160 mm

### WARRANTY:

1 Year on Parts  
(This does not cover wear & tear)



## 5 STATIONS MULTI GYM 518 BK

- 5 Station Gym with 4 weight towers having weight stack of 75 kg each
- Exercise Function - Leg press, Leg extension, Chest press, Pec fly, Lat pull, Rowing, Knee raise, Push up stand, sit up, kicking etc.
- Durable powder coated finish
- Ergonomic Design / Scientific Biomechanics
- High Strength Pulley
- Highly Flexible Cable
- Size: 2770 x 2720 x 2065 mm

### WARRANTY:

1 Year on Parts  
(This does not cover wear & tear)





### 3 STATION MULTI GYM 518 BL

- 3 Station Gym with 2 weight towers having weight stack of 75 kg each
- Exercise Function - Leg press, Leg extension, Chest press, Pec fly, Lat pull, Rowing, Knee raise, Push up stand sit up, kicking etc.
- Durable powder coated finish
- Ergonomic Design / Scientific Biomechanics
- High Strength Pulley
- Highly Flexible Cable
- Size: 2300 x 1850 x 2065 mm

#### WARRANTY:

1 Year on Parts  
(This does not cover wear & tear)





## 5 STATIONS MULTI GYM 518 BI

- 5 Station Gym with 2 weight towers having weight stack of 75 kg each
- Exercise Function - Leg press, Leg extension, Chest press, Pec fly, Lat pull, Rowing, Knee raise, Push up stand, sit up, kicking etc.
- Durable powder coated finish
- Ergonomic Design / Scientific Biomechanics
- High Strength Pulley
- Highly Flexible Cable
- Size: 2100 x 2350 x 2100 mm

### WARRANTY:

1 Year on Parts  
(This does not cover wear & tear)



### MULTI PRESS

- Main Frame: Oval Tube
- Cushion: Made of PU
- Shroud: Made of alloy steel
- Pulley: Made of high-strength aluminium alloy
- Handlebar: Red high-strength aluminium alloy
- Weight Plate: Alloy Steel
- Guide Rod: Stainless steel hollow pipe
- Steel cable: max load 1500kgs, passed 100,00 rounds endurance test
- Max User Weight: 200kgs.
- Weight Stack: 96 + 4.6 kgs
- STANDARD TEST: EN ISO 20957 IISETC 00202019051
- Size: 1940 x 1390 x 1600 mm



### LEG CURL / LEG EXTENSION

- Main Frame: Oval Tube
- Cushion: Made of PU
- Shroud: Made of alloy steel
- Pulley: Made of high-strength aluminium alloy
- Handlebar: Red high-strength aluminium alloy
- Weight Plate: Alloy Steel
- Guide Rod: Stainless steel hollow pipe
- Steel cable: max load 1500kgs, passed 100,00 rounds endurance test
- Max User Weight: 200kgs.
- Weight Stack: 96 + 4.6 kgs
- STANDARD TEST: EN ISO 20957 IISETC 00202019051
- Size: 1390 x 1190 x 1600 mm



### LAT PULLDOWN / LOW ROW

- Main Frame: Oval Tube
- Cushion: Made of PU
- Shroud: Made of alloy steel
- Pulley: Made of high-strength aluminium alloy
- Handlebar: Red high-strength aluminium alloy
- Weight Plate: Alloy Steel
- Guide Rod: Stainless steel hollow pipe
- Steel cable: max load 1500kgs, passed 100,00 rounds endurance test
- Max User Weight: 200kgs.
- Weight Stack: 138 kgs
- STANDARD TEST: EN ISO 20957 IISETC 00202019051
- Size: 2140 x 1350 x 2420 mm



### PEC FLY / PEARL DELT

- Main Frame: Oval Tube
- Cushion: Made of PU
- Shroud: Made of alloy steel
- Pulley: Made of high-strength aluminium alloy
- Handlebar: Red high-strength aluminium alloy
- Weight Plate: Alloy Steel
- Guide Rod: Stainless steel hollow pipe
- Steel cable: max load 1500kgs, passed 100,00 rounds endurance test
- Max User Weight: 200kgs.
- Weight Stack: 96+4.6 kgs
- STANDARD TEST: EN ISO 20957 IISETC 00202019051
- Size: 1490 x 830 x 2190 mm





### ABDUCTOR + ADDUCTOR

- Main Frame: Oval Tube
- Cushion: Made of PU
- Shroud: Made of alloy steel
- Pulley: Made of high-strength aluminium alloy
- Handlebar: Red high-strength aluminium alloy
- Weight Plate: Alloy Steel
- Guide Rod: Stainless steel hollow pipe
- Steel cable: max load 1500kgs, passed 100,00 rounds endurance test
- Max User Weight: 200kgs.
- Weight Stack: 117+4.6 kgs
- STANDARD TEST: EN ISO 20957 IISETC 00202019051
- Size: 1690 x 1600 x 1600 mm



### WEIGHT ASSISTED CHIN DIP

- Main Frame: Oval Tube
- Cushion: Made of PU
- Shroud: Made of alloy steel
- Pulley: Made of high-strength aluminium alloy
- Handlebar: Red high-strength aluminium alloy
- Weight Plate: Alloy Steel
- Guide Rod: Stainless steel hollow pipe
- Steel cable: max load 1500kgs, passed 100,00 rounds endurance test
- Max User Weight: 200kgs.
- Weight Stack: 96+4.6 kgs
- STANDARD TEST: EN ISO 20957 IISETC 00202019051
- Size: 1560 x 1530 x 2210 mm



# ICONIC SERIES

## PRODUCT CATALOGUE



**NEW  
ARRIVAL**

### CHEST PRESS

- Main Frame: Oval Tube
- Cushion: Made of PU
- Shroud: Made of alloy steel
- Pulley: Made of high-strength aluminium alloy
- Handle bar: Red high-strength aluminium alloy
- Weight Plate: Alloy Steel
- Guide Rod: Stainless steel hollow pipe
- Steel cable: max load 1500kgs, passed 100,00 rounds endurance test
- Max User Weight: 200kgs.
- Weight Stack: 96+4.6 kgs
- STANDARD TEST: EN ISO 20957 ISETC 00202019051
- Size: 1045 x 1500 x 1600 mm

### SEATED ROW

**NEW  
ARRIVAL**

- Main Frame: Oval Tube
- Cushion: Made of PU
- Shroud: Made of alloy steel
- Pulley: Made of high-strength aluminium alloy
- Handlebar: Red high-strength aluminium alloy
- Weight Plate: Alloy Steel
- Guide Rod: Stainless steel hollow pipe
- Steel cable: max load 1500kgs, passed 100,00 rounds endurance test
- Max User Weight: 200kgs.
- Weight Stack: 117+4.6 kgs
- STANDARD TEST: EN ISO 20957 ISETC 00202019051
- Size: 1240 x 1230 x 1600 mm



**NEW  
ARRIVAL**

### BICEPS CURL

- Main Frame: Oval Tube
- Cushion: Made of PU
- Shroud: Made of alloy steel
- Pulley: Made of high-strength aluminium alloy
- Handlebar: Red high-strength aluminium alloy
- Weight Plate: Alloy Steel
- Guide Rod: Stainless steel hollow pipe
- Steel cable: max load 1500kgs, passed 100,00 rounds endurance test
- Max User Weight: 200kgs.
- Weight Stack: 96+4.6 kgs
- STANDARD TEST: EN ISO 20957 ISETC 00202019051
- Size: 1220 x 1570 x 1600 mm



### TRICEP PRESS

- Main Frame: Oval Tube
- Cushion: Made of PU
- Shroud: Made of alloy steel
- Pulley: Made of high-strength aluminium alloy
- Handlebar: Red high-strength aluminium alloy
- Weight Plate: Alloy Steel
- Guide Rod: Stainless steel hollow pipe
- Steel cable: max load 1500kgs, passed 100,00 rounds endurance test
- Max User Weight: 200kgs.
- Weight Stack: 96+4.6 kgs
- STANDARD TEST: EN ISO 20957 IISETC 00202019051
- Size: 1310 x 1200 x 1600 mm



### SEATED HORIZONTAL PULLEY

- Main Frame: Oval Tube
- Cushion: Made of PU
- Shroud: Made of alloy steel
- Pulley: Made of high-strength aluminium alloy
- Handlebar: Red high-strength aluminium alloy
- Weight Plate: Alloy Steel
- Guide Rod: Stainless steel hollow pipe
- Steel cable: max load 1500kgs, passed 100,00 rounds endurance test
- Max User Weight: 200kgs.
- Weight Stack: 96+4.6 kgs
- STANDARD TEST: EN ISO 20957 IISETC 00202019051
- Size: 1840 x 790 x 1840 mm

# ICONIC SERIES

## PRODUCT CATALOGUE

**NEW  
ARRIVAL**



### LEG EXTENSION

- Main Frame: Oval Tube
- Cushion: Made of PU
- Shroud: Made of alloy steel
- Pulley: Made of high-strength aluminium alloy
- Handlebar: Red high-strength aluminium alloy
- Weight Plate: Alloy Steel
- Guide Rod: Stainless steel hollow pipe
- Steel cable: max load 1500kgs, passed 100,00 rounds endurance test
- Max User Weight: 200kgs.
- Weight Stack: 96+4.6 kgs
- STANDARD TEST: EN ISO 20957 IISETC 00202019051
- Size: 1600 x 1200 x 1600 mm

**NEW  
ARRIVAL**



### SHOULDER PRESS

- Main Frame: Oval Tube
- Cushion: Made of PU
- Shroud: Made of alloy steel
- Pulley: Made of high-strength aluminium alloy
- Handlebar: Red high-strength aluminium alloy
- Weight Plate: Alloy Steel
- Guide Rod: Stainless steel hollow pipe
- Steel cable: max load 1500kgs, passed 100,00 rounds endurance test
- Max User Weight: 200kgs.
- Weight Stack: 96+4.6 kgs
- STANDARD TEST: EN ISO 20957 IISETC 00202019051
- Size: 1700 x 1440 x 1600 mm





### PRONE LEG CURL



- Main Frame: Oval Tube
- Cushion: Made of PU
- Shroud: Made of alloy steel
- Pulley: Made of high-strength aluminium alloy
- Handlebar: Red high-strength aluminium alloy
- Weight Plate: Alloy Steel
- Guide Rod: Stainless steel hollow pipe
- Steel cable: max load 1500kgs, passed 100,00 rounds endurance test
- Max User Weight: 200kgs.
- Weight Stack: 96+4.6 kgs
- STANDARD TEST: EN ISO 20957 IISETC 00202019051
- Size: 1560 x 1050 x 1600 mm



### BICEPS CURL + TRICEPS EXTENSION

- Main Frame: Oval Tube
- Cushion: Made of PU
- Shroud: Made of alloy steel
- Pulley: Made of high-strength aluminium alloy
- Handlebar: Red high-strength aluminium alloy
- Weight Plate: Alloy Steel
- Guide Rod: Stainless steel hollow pipe
- Steel cable: max load 1500kgs, passed 100,00 rounds endurance test
- Max User Weight: 200kgs.
- Weight Stack: 96+4.6 kgs
- STANDARD TEST: EN ISO 20957 IISETC 00202019051
- Size: 1340 x 1150 x 1600 mm







### LATERAL RAISE

- Main Frame: Oval tube
- Cushion: Made of PU with once forming technology
- Shroud: Made of High Quality Glossy Acrylic
- Guide Rail: made of alloy steel (#45, d=40 mm)
- Pulley: made of Plastic
- Handlebar: PVC
- Weight Plate: Alloy Steel
- Guide Rod: Stainless steel hollow pipe
- Steel Cable: max load 1000 kgs, passed 100,000 rounds endurance test
- Weight Stack: 96+4.6 kgs
- EN ISO 20957-1 & EN957-2 approved
- Size: 1220 x 1220 x 1600mm



### LEG PRESS

- Main Frame: Oval Tube
- Cushion: Made of PU
- Shroud: Made of alloy steel
- Pulley: Made of high-strength aluminium alloy
- Handlebar: Red high-strength aluminium alloy
- Weight Plate: Alloy Steel
- Guide Rod: Stainless steel hollow pipe
- Steel cable: max load 1500kgs, passed 100,00 rounds endurance test
- Max User Weight: 200kgs.
- Weight Stack: 117+4.6 kgs
- STANDARD TEST: EN ISO 20957 I ISETC 00202019051
- Size: 2020 x 1100 x 1630 mm



### MULTI PRESS

- Main Frame: Square Tube
- Cushion: Made of PU
- Shroud: Made of alloy steel
- Pulley: Made of high-strength aluminium alloy
- Handlebar: Red high-strength aluminium alloy
- Weight Plate: Alloy Steel
- Guide Rod: Stainless steel hollow pipe
- Steel cable: max load 1500kgs, passed 100,00 rounds endurance test
- Max User Weight: 200kgs.
- Weight Stack: 100 kgs
- STANDARD TEST: EN ISO 20957 IISETC 00202019051
- Size: 1390 x 1380 x 1573 mm



### LEG CURL / LEG EXTENSION

- Main Frame: Square Tube
- Cushion: Made of PU
- Shroud: Made of alloy steel
- Pulley: Made of high-strength aluminium alloy
- Handlebar: Red high-strength aluminium alloy
- Weight Plate: Alloy Steel
- Guide Rod: Stainless steel hollow pipe
- Steel cable: max load 1500kgs, passed 100,00 rounds endurance test
- Max User Weight: 200kgs.
- Weight Stack: 100 kgs
- STANDARD TEST: EN ISO 20957 IISETC 00202019051
- Size: 1355 x 1307 x 1455 mm



### LAT PULLDOWN / LOW ROW

- Main Frame: Square Tube
- Cushion: Made of PU
- Shroud: Made of alloy steel
- Pulley: Made of high-strength aluminium alloy
- Handlebar: Red high-strength aluminium alloy
- Weight Plate: Alloy Steel
- Guide Rod: Stainless steel hollow pipe
- Steel cable: max load 1500kgs, passed 100,00 rounds endurance test
- Max User Weight: 200kgs.
- Weight Stack: 100 kgs
- STANDARD TEST: EN ISO 20957 IISETC 00202019051
- Size: 1965 x 1183 x 2240 mm



### PEC FLY / PEARL DELT

- Main Frame: Square Tube
- Cushion: Made of PU
- Shroud: Made of alloy steel
- Pulley: Made of high-strength aluminium alloy
- Handlebar: Red high-strength aluminium alloy
- Weight Plate: Alloy Steel
- Guide Rod: Stainless steel hollow pipe
- Steel cable: max load 1500kgs, passed 100,00 rounds endurance test
- Max User Weight: 200kgs.
- Weight Stack: 100 kgs
- STANDARD TEST: EN ISO 20957 IISETC 00202019051
- Size: 1523 x 1445 x 2018 mm





### ABDUCTOR + ADDUCTOR

- Main Frame: Square Tube
- Cushion: Made of PU
- Shroud: Made of alloy steel
- Pulley: Made of high-strength aluminium alloy
- Handlebar: Red high-strength aluminium alloy
- Weight Plate: Alloy Steel
- Guide Rod: Stainless steel hollow pipe
- Steel cable: max load 1500kgs, passed 100,00 rounds endurance test
- Max User Weight: 200kgs.
- Weight Stack: 100 kgs
- STANDARD TEST: EN ISO 20957 IISETC 00202019051
- Size: 1565 x 718 x 1455 mm



### WEIGHT ASSISTED CHIN DIP

- Main Frame: Square Tube
- Cushion: Made of PU
- Shroud: Made of alloy steel
- Pulley: Made of high-strength aluminium alloy
- Handlebar: Red high-strength aluminium alloy
- Weight Plate: Alloy Steel
- Guide Rod: Stainless steel hollow pipe
- Steel cable: max load 1500kgs, passed 100,00 rounds endurance test
- Max User Weight: 200kgs.
- Weight Stack: 100 kgs
- STANDARD TEST: EN ISO 20957 IISETC 00202019051
- Size: 1615 x 1230 x 2432 mm



**CHEST PRESS**

- Main Frame: Square Tube
- Cushion: Made of PU
- Shroud: Made of alloy steel
- Pulley: Made of high-strength aluminium alloy
- Handlebar: Red high-strength aluminium alloy
- Weight Plate: Alloy Steel
- Guide Rod: Stainless steel hollow pipe
- Steel cable: max load 1500kgs, passed 100,00 rounds endurance test
- Max User Weight: 200kgs.
- Weight Stack: 100 kgs
- STANDARD TEST: EN ISO 20957 ISETC 00202019051
- Size: 1420 x 1150 x 1455 mm

**SEATED ROW**

- Main Frame: Square Tube
- Cushion: Made of PU
- Shroud: Made of alloy steel
- Pulley: Made of high-strength aluminium alloy
- Handlebar: Red high-strength aluminium alloy
- Weight Plate: Alloy Steel
- Guide Rod: Stainless steel hollow pipe
- Steel cable: max load 1500kgs, passed 100,00 rounds endurance test
- Max User Weight: 200kgs.
- Weight Stack: 100 kgs
- STANDARD TEST: EN ISO 20957 ISETC 00202019051
- Size: 1380 x 1325 x 1455 mm

**BICEPS CURL**

- Main Frame: Square Tube
- Cushion: Made of PU
- Shroud: Made of alloy steel
- Pulley: Made of high-strength aluminium alloy
- Handlebar: Red high-strength aluminium alloy
- Weight Plate: Alloy Steel
- Guide Rod: Stainless steel hollow pipe
- Steel cable: max load 1500kgs, passed 100,00 rounds endurance test
- Max User Weight: 200kgs.
- Weight Stack: 80 kgs
- STANDARD TEST: EN ISO 20957 ISETC 00202019051
- Size: 1286 x 1146 x 1455 mm



### TRICEP PRESS

- Main Frame: Square Tube
- Cushion: Made of PU
- Shroud: Made of alloy steel
- Pulley: Made of high-strength aluminium alloy
- Handlebar: Red high-strength aluminium alloy
- Weight Plate: Alloy Steel
- Guide Rod: Stainless steel hollow pipe
- Steel cable: max load 1500kgs, passed 100,00 rounds endurance test
- Max User Weight: 200kgs.
- Weight Stack: 100 kgs
- STANDARD TEST: EN ISO 20957 I ISETC 00202019051
- Size: 1218 x 1127 x 1455 mm



### SEATED HORIZONTAL PULLEY

- Main Frame: Square Tube
- Cushion: Made of PU
- Shroud: Made of alloy steel
- Pulley: Made of high-strength aluminium alloy
- Handlebar: Red high-strength aluminium alloy
- Weight Plate: Alloy Steel
- Guide Rod: Stainless steel hollow pipe
- Steel cable: max load 1500kgs, passed 100,00 rounds endurance test
- Max User Weight: 200kgs.
- Weight Stack: 100 kgs
- STANDARD TEST: EN ISO 20957 I ISETC 00202019051
- Size: 1355 x 1307 x 1455 mm

## PRESTIGE SERIES

## PRODUCT CATALOGUE



### HIGH PULLEY

- Main Frame: Square Tube
- Cushion: Made of PU
- Shroud: Made of alloy steel
- Pulley: Made of high-strength aluminium alloy
- Handlebar: Red high-strength aluminium alloy
- Weight Plate: Alloy Steel
- Guide Rod: Stainless steel hollow pipe
- Steel cable: max load 1500kgs, passed 100,00 rounds endurance test
- Max User Weight: 200kgs.
- Weight Stack: 100 kgs
- STANDARD TEST: EN ISO 20957 IISETC 00202019051
- Size: 1380 x 793 x 2210 mm



### PRONE LEG CURL

- Main Frame: Square Tube
- Cushion: Made of PU
- Shroud: Made of alloy steel
- Pulley: Made of high-strength aluminium alloy
- Handlebar: Red high-strength aluminium alloy
- Weight Plate: Alloy Steel
- Guide Rod: Stainless steel hollow pipe
- Steel cable: max load 1500kgs, passed 100,00 rounds endurance test
- Max User Weight: 200kgs.
- Weight Stack: 100 kgs
- STANDARD TEST: EN ISO 20957 IISETC 00202019051
- Size: 1632 x 1266 x 1455 mm





## LEG EXTENSION

- Main Frame: Square Tube
- Cushion: Made of PU
- Shroud: Made of alloy steel
- Pulley: Made of high-strength aluminium alloy
- Handlebar: Red high-strength aluminium alloy
- Weight Plate: Alloy Steel
- Guide Rod: Stainless steel hollow pipe
- Steel cable: max load 1500kgs, passed 100,00 rounds endurance test
- Max User Weight: 200kgs.
- Weight Stack: 100 kgs
- STANDARD TEST: EN ISO 20957 IISETC 00202019051
- Size: 1357 x 1305 x 1455 mm



## SHOULDER PRESS

- Main Frame: Square Tube
- Cushion: Made of PU
- Shroud: Made of alloy steel
- Pulley: Made of high-strength aluminium alloy
- Handlebar: Red high-strength aluminium alloy
- Weight Plate: Alloy Steel
- Guide Rod: Stainless steel hollow pipe
- Steel cable: max load 1500kgs, passed 100,00 rounds endurance test
- Max User Weight: 200kgs.
- Weight Stack: 100 kgs
- STANDARD TEST: EN ISO 20957 IISETC 00202019051
- Size: 1660 x 1640 x 1455 mm





### LAT PULLDOWN / LOW ROW KN03

- Main Frame: Oval Tube• Cushion: Made of PU
- Shroud: Made of alloy steel• Pulley: Made of high-strength aluminium alloy
- Handlebar: High-strength aluminium alloy
- Weight Plate: Alloy Steel• Guide Rod: Stainless steel hollow pipe
- Steel cable: max load 1500kgs, passed 100,00 roundsendurance test
- Max User Weight: 200kgs.
- Weight Stack: 92 kgs
- STANDARD TEST: EN ISO 20957 IISETC 00202019051



### HIGH PULLEY KN12

- Main Frame: Oval Tube• Cushion: Made of PU
- Shroud: Made of alloy steel• Pulley: Made of high-strength aluminium alloy
- Handlebar: High-strength aluminium alloy
- Weight Plate: Alloy Steel• Guide Rod: Stainless steel hollow pipe
- Steel cable: max load 1500kgs, passed 100,00 roundsendurance test
- Max User Weight: 200kgs.
- Weight Stack: 110 kgs
- STANDARD TEST: EN ISO 20957 IISETC 00202019051



### PRONE LEG CURL KN13

- Main Frame: Oval Tube• Cushion: Made of PU
- Shroud: Made of alloy steel• Pulley: Made of high-strength aluminium alloy
- Handlebar: High-strength aluminium alloy
- Weight Plate: Alloy Steel• Guide Rod: Stainless steel hollow pipe
- Steel cable: max load 1500kgs, passed 100,00 rounds endurance test
- Max User Weight: 200kgs.
- Weight Stack: 110 kgs
- STANDARD TEST: EN ISO 20957 IISETC 00202019051



### LEG EXTENSION KN14

- Main Frame: Oval Tube• Cushion: Made of PU
- Shroud: Made of alloy steel• Pulley: Made of high-strength aluminium alloy
- Handlebar: High-strength aluminium alloy
- Weight Plate: Alloy Steel• Guide Rod: Stainless steel hollow pipe
- Steel cable: max load 1500kgs, passed 100,00 rounds endurance test
- Max User Weight: 200kgs.
- Weight Stack: 110 kgs
- STANDARD TEST: EN ISO 20957 IISETC 00202019051



### MULTI PRESS (ED 01)

- Main Frame: Square Tube
- Cushion: Made of PU
- Shroud: Made of high quality Anylic board
- Guide Rail: Made of alloy steel
- Pulley: Made of High-Strength aluminium alloy
- Handlebar: Red High-Strength aluminium alloy
- Weight Plate: Alloy Steel
- Guide Rod: Stainless steel hollow pipe
- Steel cable: max load 1500 kgs, passed 100,000 rounds endurance test.
- Max User Weight: 200 kgs
- Weight Stack: 100 kgs
- STANDARD TEST: EN ISO 20959 IISETC.00202019051
- Size: 1900 x 1270 x 1550 mm
- N.W: 194 kg, G.W: 234 Kg



### PRONE LEG CURL ED 14

- Main Frame: Square Tube
- Cushion: Made of PU
- Shroud: Made of high quality Anylic board
- Guide Rail: Made of alloy steel
- Pulley: Made of High-Strength aluminium alloy
- Handlebar: Red High-Strength aluminium alloy
- Weight Plate: Alloy Steel
- Guide Rod: Stainless steel hollow pipe
- Steel cable: max load 1500 kgs, passed 100,000 rounds endurance test.
- Max User Weight: 200 kgs
- Weight Stack: 100 kgs
- STANDARD TEST: EN ISO 20959 IISETC.00202019051
- Size: 1300 x 980 x 1550 mm





### BICEPS CURL ED 09

- Main Frame: Square Tube
- Cushion: Made of PU
- Shroud: Made of high qualityrylic board
- Guide Rail: Made of alloy steel
- Pulley: Made of High-Strength aluminium alloy
- Handlebar: Red High-Strength aluminium alloy
- Weight Plate: Alloy Steel
- Guide Rod: Stainless steel hollow pipe
- Steel cable: max load 1500 kgs, passed 100,000 rounds endurance test.
- Max User Weight: 200 kgs
- Weight Stack: 80 kgs
- STANDARD TEST: EN ISO 20959 IISETC.00202019051
- Size: 1040 x 1000 x 1550 mm



### SEATED HORIZONTAL PULLEY ED 11

- Main Frame: Square Tube
- Cushion: Made of PU
- Shroud: Made of high qualityrylic board
- Guide Rail: Made of alloy steel
- Pulley: Made of High-Strength aluminium alloy
- Handlebar: Red High-Strength aluminium alloy
- Weight Plate: Alloy Steel
- Guide Rod: Stainless steel hollow pipe
- Steel cable: max load 1500 kgs, passed 100,000 rounds endurance test.
- Max User Weight: 200 kgs
- Weight Stack: 100 kgs
- STANDARD TEST: EN ISO 20959 IISETC.00202019051
- Size: 1750 x 820 x 1950 mm
- N.W: 164 kg G.W: 194 kg





### LEG EXTENSION ED 15

- Main Frame: Square Tube
- Cushion: Made of PU
- Shroud: Made of high qualityrylic board
- Guide Rail: Made of alloy steel
- Pulley: Made of High-Strength aluminium alloy
- Handlebar: Red High-Strength aluminium alloy
- Weight Plate: Alloy Steel
- Guide Rod: Stainless steel hollow pipe
- Steel cable: max load 1500 kgs, passed 100,000 rounds endurance test
- Max User Weight: 200 kgs
- Weight Stack: 100 kgs
- STANDARD TEST: EN ISO 20959 I ISETC.00202019051
- Size: 1300 x 980 x 1550 mm



## CHEST PRESS



- Main Frame: Large Rounded Rectangular Pipe
- Cushion: Made of PU
- Shroud: Metal shroud with one step injection moulding
- Seat Adjustment : 5 Level adjustment system, adjustable range : 0-100mm
- Guide Rail : Made of alloy steel
- Pulley : Made of Engineering Aluminium
- Handlebar : PVC
- Weight Plate : Alloy Steel
- Guide Rod : Stainless steel hollow pipe
- Steel Cable : Max load 1000 kgs, Passes 100,000 rounds endurance test
- Weight Stacks : 110 kgs
- EN ISO 20957-1 & EN957-2 approved

## SHOULDER PRESS



- Main Frame: Large Rounded Rectangular Pipe
- Cushion: Made of PU
- Shroud: Metal shroud with one step injection moulding
- Seat Adjustment : 5 Level adjustment system, adjustable range : 0-100mm
- Guide Rail : Made of alloy steel
- Pulley : Made of Engineering Aluminium
- Handlebar : PVC
- Weight Plate : Alloy Steel
- Guide Rod : Stainless steel hollow pipe
- Steel Cable : Max load 1000 kgs, Passes 100,000 rounds endurance test
- Weight Stacks : 110 kgs
- EN ISO 20957-1 & EN957-2 approved

### MULTI PRESS MG 01



- Main Frame: Large Rounded Rectangular Pipe
- Cushion: Made of PU
- Shroud: Metal shroud with one step injection moulding
- Seat Adjustment : 5 Level adjustment system, adjustable range : 0-100mm
- Decoration Strip : ABS
- Guide Rail : Made of alloy steel
- Pulley : Made of Engineering Aluminium
- Handlebar : PVC
- Weight Plate : Alloy Steel
- Guide Rod : Stainless steel hollow pipe
- Steel Cable : Max load 1000 kgs, Passes 100,000 rounds endurance test
- Weight Stacks : 100 kgs
- EN ISO 20957-1 & EN957-2 approved

### LEG CURL / LEG EXTENSION MG 02



- Main Frame: Large Rounded Rectangular Pipe
- Cushion: Made of PU
- Shroud: ABS Shroud with one step injection moulding
- Seat Adjustment : 5 Level adjustment system, adjustable range : 0-100mm
- Decoration Strip : ABS
- Guide Rail : Made of alloy steel
- Pulley : Made of Engineering Aluminium
- Handlebar : PVC
- Weight Plate : Alloy Steel
- Guide Rod : Stainless steel hollow pipe
- Steel Cable : Max load 1000 kgs, Passes 100,000 rounds endurance test
- Weight Stacks : 100 kgs
- EN ISO 20957-1 & EN957-2 approved





### LAT PULLDOWN / LOW ROW MG 03

- Main Frame: Large Rounded Rectangular Pipe
- Cushion: Made of PU
- Shroud: Metal shroud with one step injection moulding
- Seat Adjustment : 5 Level adjustment system, adjustable range : 0-100mm
- Decoration Strip : ABS
- Guide Rail : Made of alloy steel
- Pulley : Made of Engineering Aluminium
- Handlebar : PVC
- Weight Plate : Alloy Steel
- Guide Rod : Stainless steel hollow pipe
- Steel Cable : Max load 1000 kgs, Passes 100,000 rounds endurance test
- Weight Stacks : 100 kgs
- EN ISO 20957-1 & EN957-2 approved



### BICEP CURL / TRICEP EXTENSION MG 04

- Main Frame: Large Rounded Rectangular Pipe
- Cushion: Made of PU
- Shroud: ABS Shroud with one step injection moulding
- Seat Adjustment : 5 Level adjustment system, adjustable range : 0-100mm
- Decoration Strip : ABS
- Guide Rail : Made of alloy steel
- Pulley : Made of Engineering Aluminium
- Handlebar : PVC
- Weight Plate : Alloy Steel
- Guide Rod : Stainless steel hollow pipe
- Steel Cable : Max load 1000 kgs, Passes 100,000 rounds endurance test
- Weight Stacks : 100 kgs
- EN ISO 20957-1 & EN957-2 approved





### PEARL DELT / PEC FLY MG 05

- Main Frame: Large Rounded Rectangular Pipe
- Cushion: Made of PU
- Shroud: Metal shroud with one step injection moulding
- Seat Adjustment : 5 Level adjustment system, adjustable range : 0-100mm
- Decoration Strip : ABS
- Guide Rail : Made of alloy steel
- Pulley : Made of Engineering Aluminium
- Handlebar : PVC
- Weight Plate : Alloy Steel
- Guide Rod : Stainless steel hollow pipe
- Steel Cable : Max load 1000 kgs, Passes 100,000 rounds endurance test
- Weight Stacks : 100 kgs
- EN ISO 20957-1 & EN957-2 approved



### ABDUCTOR + ADDUCTOR MG 06

- Main Frame: Large Rounded Rectangular Pipe
- Cushion: Made of PU
- Shroud: ABS Shroud with one step injection moulding
- Seat Adjustment : 5 Level adjustment system, adjustable range : 0-100mm
- Decoration Strip : ABS
- Guide Rail : Made of alloy steel
- Pulley : Made of Engineering Aluminium
- Handlebar : PVC
- Weight Plate : Alloy Steel
- Guide Rod : Stainless steel hollow pipe
- Steel Cable : Max load 1000 kgs, Passes 100,000 rounds endurance test
- Weight Stacks : 100 kgs
- EN ISO 20957-1 & EN957-2 approved

## WEIGHT ASSISTED CHIN + DIP MG 07



- Main Frame: Large Rounded Rectangular Pipe
- Cushion: Made of PU
- Shroud: Metal shroud with one step injection moulding
- Seat Adjustment : 5 Level adjustment system, adjustable range : 0-100mm
- Decoration Strip : ABS
- Guide Rail : Made of alloy steel
- Pulley : Made of Engineering Aluminium
- Handlebar : PVC
- Weight Plate : Alloy Steel
- Guide Rod : Stainless steel hollow pipe
- Steel Cable : Max load 1000 kgs, Passes 100,000 rounds endurance test
- Weight Stacks : 100 kgs
- EN ISO 20957-1 & EN957-2 approved

## CHEST PRESS MG 08



- Main Frame: Large Rounded Rectangular Pipe
- Cushion: Made of PU
- Shroud: ABS Shroud with one step injection moulding
- Seat Adjustment : 5 Level adjustment system, adjustable range : 0-100mm
- Decoration Strip : ABS
- Guide Rail : Made of alloy steel
- Pulley : Made of Engineering Aluminium
- Handlebar : PVC
- Weight Plate : Alloy Steel
- Guide Rod : Stainless steel hollow pipe
- Steel Cable : Max load 1000 kgs, Passes 100,000 rounds endurance test
- Weight Stacks : 100 kgs
- EN ISO 20957-1 & EN957-2 approved

## SEATED ROW MG 09



- Main Frame: Large Rounded Rectangular Pipe
- Cushion: Made of PU
- Shroud: Metal shroud with one step injection moulding
- Seat Adjustment : 5 Level adjustment system, adjustable range : 0-100mm
- Decoration Strip : ABS
- Guide Rail : Made of alloy steel
- Pulley : Made of Engineering Aluminium
- Handlebar : PVC
- Weight Plate : Alloy Steel
- Guide Rod : Stainless steel hollow pipe
- Steel Cable : Max load 1000 kgs, Passes 100,000 rounds endurance test
- Weight Stacks : 100 kgs
- EN ISO 20957-1 & EN957-2 approved

## BICEP CURL MG 10



- Main Frame: Large Rounded Rectangular Pipe
- Cushion: Made of PU
- Shroud: ABS Shroud with one step injection moulding
- Seat Adjustment : 5 Level adjustment system, adjustable range : 0-100mm
- Decoration Strip : ABS
- Guide Rail : Made of alloy steel
- Pulley : Made of Engineering Aluminium
- Handlebar : PVC
- Weight Plate : Alloy Steel
- Guide Rod : Stainless steel hollow pipe
- Steel Cable : Max load 1000 kgs, Passes 100,000 rounds endurance test
- Weight Stacks : 100 kgs
- EN ISO 20957-1 & EN957-2 approved



## TRICEPS PRESS MG - 11



- Main Frame: Large Rounded Rectangular Pipe
- Cushion: Made of PU
- Shroud: Metal shroud with one step injection moulding
- Seat Adjustment : 5 Level adjustment system, adjustable range : 0-100mm
- Decoration Strip : ABS
- Guide Rail : Made of alloy steel
- Pulley : Made of Engineering Aluminium
- Handlebar : PVC
- Weight Plate : Alloy Steel
- Guide Rod : Stainless steel hollow pipe
- Steel Cable : Max load 1000 kgs, Passes 100,000 rounds endurance test
- Weight Stacks : 80 kgs
- EN ISO 20957-1 & EN957-2 approved

## SEATED HORIZONTAL PULLEY MG - 12



- Main Frame: Large Rounded Rectangular Pipe
- Cushion: Made of PU
- Shroud: ABS Shroud with one step injection moulding
- Seat Adjustment : 5 Level adjustment system, adjustable range : 0-100mm
- Decoration Strip : ABS
- Guide Rail : Made of alloy steel
- Pulley : Made of Engineering Aluminium
- Handlebar : PVC
- Weight Plate : Alloy Steel
- Guide Rod : Stainless steel hollow pipe
- Steel Cable : Max load 1000 kgs, Passes 100,000 rounds endurance test
- Weight Stacks : 100 kgs
- EN ISO 20957-1 & EN957-2 approved





### HIGH PULLEY MG - 13

- Main Frame: Large Rounded Rectangular Pipe
- Cushion: Made of PU
- Shroud: Metal shroud with one step injection moulding
- Seat Adjustment : 5 Level adjustment system, adjustable range : 0-100mm
- Decoration Strip : ABS
- Guide Rail : Made of alloy steel
- Pulley : Made of Engineering Aluminium
- Handlebar : PVC
- Weight Plate : Alloy Steel
- Guide Rod : Stainless steel hollow pipe
- Steel Cable : Max load 1000 kgs, Passes 100,000 rounds endurance test
- Weight Stacks : 100 kgs
- EN ISO 20957-1 & EN957-2 approved



### SEATED LEG CURL MG - 14

- Main Frame: Large Rounded Rectangular Pipe
- Cushion: Made of PU
- Shroud: ABS Shroud with one step injection moulding
- Seat Adjustment : 5 Level adjustment system, adjustable range : 0-100mm
- Decoration Strip : ABS
- Guide Rail : Made of alloy steel
- Pulley : Made of Engineering Aluminium
- Handlebar : PVC
- Weight Plate : Alloy Steel
- Guide Rod : Stainless steel hollow pipe
- Steel Cable : Max load 1000 kgs, Passes 100,000 rounds endurance test
- Weight Stacks : 100 kgs
- EN ISO 20957-1 & EN957-2 approved

## PRONE LEG CURL MG -15



- Main Frame: Large Rounded Rectangular Pipe
- Cushion: Made of PU
- Shroud: Metal shroud with one step injection moulding
- Seat Adjustment : 5 Level adjustment system, adjustable range : 0-100mm
- Decoration Strip : ABS
- Guide Rail : Made of alloy steel
- Pulley : Made of Engineering Aluminium
- Handlebar : PVC
- Weight Plate : Alloy Steel
- Guide Rod : Stainless steel hollow pipe
- Steel Cable : Max load 1000 kgs, Passes 100,000 rounds endurance test
- Weight Stacks : 100 kgs
- EN ISO 20957-1 & EN957-2 approved

## LEG EXTENSION MG -16



- Main Frame: Large Rounded Rectangular Pipe
- Cushion: Made of PU
- Shroud: ABS Shroud with one step injection moulding
- Seat Adjustment : 5 Level adjustment system, adjustable range : 0-100mm
- Decoration Strip : ABS
- Guide Rail : Made of alloy steel
- Pulley : Made of Engineering Aluminium
- Handlebar : PVC
- Weight Plate : Alloy Steel
- Guide Rod : Stainless steel hollow pipe
- Steel Cable : Max load 1000 kgs, Passes 100,000 rounds endurance test
- Weight Stacks : 100 kgs
- EN ISO 20957-1 & EN957-2 approved

## LEG PRESS MG 17



- Main Frame: Large Rounded Rectangular Pipe
- Cushion: Made of PU
- Shroud: Metal shroud with one step injection moulding
- Seat Adjustment : 5 Level adjustment system, adjustable range : 0-100mm
- Decoration Strip : ABS
- Guide Rail : Made of alloy steel
- Pulley : Made of Engineering Aluminium
- Handlebar : PVC
- Weight Plate : Alloy Steel
- Guide Rod : Stainless steel hollow pipe
- Steel Cable : Max load 1000 kgs, Passes 100,000 rounds endurance test
- Weight Stacks : 100 kgs
- EN ISO 20957-1 & EN957-2 approved

## SHOULDER PRESS MG 18



- Main Frame: Large Rounded Rectangular Pipe
- Cushion: Made of PU
- Shroud: ABS Shroud with one step injection moulding
- Seat Adjustment : 5 Level adjustment system, adjustable range : 0-100mm
- Decoration Strip : ABS
- Guide Rail : Made of alloy steel
- Pulley : Made of Engineering Aluminium
- Handlebar : PVC
- Weight Plate : Alloy Steel
- Guide Rod : Stainless steel hollow pipe
- Steel Cable : Max load 1000 kgs, Passes 100,000 rounds endurance test
- Weight Stacks : 100 kgs
- EN ISO 20957-1 & EN957-2 approved





### PEARL DELT / PEC FLY AL 05

- Main Frame: Flat oval tube
- Cushion: Made of PU
- Shroud: Made of high quality steel plate
- Decoration Strip: ABS
- Pulley: Made of engineering plastic
- Handlebar: PVC
- Weight Plate: Alloy Steel
- Guide Rod: Stainless steel hollow pipe
- Steel cable: max load 1000kgs, passes 100,000 rounds endurance test
- Max User Weight: 150 kgs
- Weight Stack : 100 kg
- EN ISO 20957-1 & EN957-2 approved
- Size: 1505 x 1215 x 2000 mm



### LEG CURL / LEG EXTENSION AL-02

- Main Frame: Flat oval tube
- Cushion: Made of PU
- Shroud: Made of high quality steel plate
- Decoration Strip: ABS
- Pulley: Made of engineering plastic
- Handlebar: PVC
- Weight Plate: Alloy Steel
- Guide Rod: Stainless steel hollow pipe
- Steel cable: max load 1000kgs, passes 100,000 rounds endurance test
- Max User Weight: 150 kgs
- Weight Stack : 100 kg
- EN ISO 20957-1 & EN957-2 approved
- Size: 1400 x 1200 x 1535 mm





### CHEST PRESS AL-07

- Main Frame: Flat oval tube
- Cushion: Made of PU
- Shroud: Made of high quality steel plate
- Decoration Strip: ABS
- Pulley: Made of engineering plastic
- Handlebar: PVC
- Weight Plate: Alloy Steel
- Guide Rod: Stainless steel hollow pipe
- Steel cable: max load 1000kgs, passes 100,000 rounds endurance test
- Max User Weight: 150 kgs
- Weight Stack : 100 kg
- EN ISO 20957-1 & EN957-2 approved
- Size: 1435 x 1445 x 1535 mm



### PRONE LEG CURL AL 15

- Main Frame: Flat oval tube
- Cushion: Made of PU
- Shroud: Made of high quality steel plate
- Decoration Strip: ABS
- Pulley: Made of engineering plastic
- Handlebar: PVC
- Weight Plate: Alloy Steel
- Guide Rod: Stainless steel hollow pipe
- Steel cable: max load 1000kgs, passes 100,000 rounds endurance test
- Max User Weight: 150 kgs
- Weight Stack : 100 kg
- EN ISO 20957-1 & EN957-2 approved
- Size: 1165 x 1700 x 1535 mm



### MULTI PRESS

- Main Frame: Flat Rectangular tube
- Cushion: Made of PU with once forming technology
- Shroud: Made of High Quality Glossy Acrylic
- Guide Rail: made of alloy steel (#45, d=40 mm)
- Pulley: made of Plastic
- Handlebar: PVC
- Weight Plate: Alloy Steel
- Guide Rod: Stainless steel hollow pipe
- Steel Cable: max load 1000 kgs, passed 100,000 rounds endurance test
- Weight Stack: 100 kgs
- EN ISO 20957-1 & EN957-2 approved



### LEG CURL / LEG EXTENSION

- Main Frame: Flat Rectangular tube
- Cushion: Made of PU with once forming technology
- Shroud: Made of High Quality Glossy Acrylic
- Guide Rail: made of alloy steel (#45, d=40 mm)
- Pulley: made of Plastic
- Handlebar: PVC
- Weight Plate: Alloy Steel
- Guide Rod: Stainless steel hollow pipe
- Steel Cable: max load 1000 kgs, passed 100,000 rounds endurance test
- Weight Stack: 100 kgs
- EN ISO 20957-1 & EN957-2 approved



### LAT PULLDOWN / LOW ROW

- Main Frame: Flat Rectangular tube
- Cushion: Made of PU with once forming technology
- Shroud: Made of High Quality Glossy Acrylic
- Guide Rail: made of alloy steel (#45, d=40 mm)
- Pulley: made of Plastic
- Handlebar: PVC
- Weight Plate: Alloy Steel
- Guide Rod: Stainless steel hollow pipe
- Steel Cable: max load 1000 kgs, passed 100,000 rounds endurance test
- Weight Stack: 100 kgs
- EN ISO 20957-1 & EN957-2 approved



### PEC FLY PEARL DELT

- Main Frame: Flat Rectangular tube
- Cushion: Made of PU with once forming technology
- Shroud: Made of High Quality Glossy Acrylic
- Guide Rail: made of alloy steel (#45, d=40 mm)
- Pulley: made of Plastic
- Handlebar: PVC
- Weight Plate: Alloy Steel
- Guide Rod: Stainless steel hollow pipe
- Steel Cable: max load 1000 kgs, passed 100,000 rounds endurance test
- Weight Stack: 100 kgs
- EN ISO 20957-1 & EN957-2 approved



## ABDUCTOR ADDUCTOR



- Main Frame: Flat Rectangular tube
- Cushion: Made of PU with once forming technology
- Shroud: Made of High Quality Glossy Acrylic
- Guide Rail: made of alloy steel (#45, d=40 mm)
- Pulley: made of Plastic
- Handlebar: PVC
- Weight Plate: Alloy Steel
- Guide Rod: Stainless steel hollow pipe
- Steel Cable: max load 1000 kgs, passed 100,000 rounds endurance test
- Weight Stack: 80 kgs
- EN ISO 20957-1 & EN957-2 approved



## WEIGHT ASSISTED CHIN + DIP

- Main Frame: Flat Rectangular tube
- Cushion: Made of PU with once forming technology
- Shroud: Made of High Quality Glossy Acrylic
- Guide Rail: made of alloy steel (#45, d=40 mm)
- Pulley: made of Plastic
- Handlebar: PVC
- Weight Plate: Alloy Steel
- Guide Rod: Stainless steel hollow pipe
- Steel Cable: max load 1000 kgs, passed 100,000 rounds endurance test
- Weight Stack: 100 kgs
- EN ISO 20957-1 & EN957-2 approved





### CHEST PRESS

- Main Frame: Flat Rectangular tube
- Cushion: Made of PU with once forming technology
- Shroud: Made of High Quality Glossy Acrylic
- Guide Rail: made of alloy steel (#45, d=40 mm)
- Pulley: made of Plastic
- Handlebar: PVC
- Weight Plate: Alloy Steel
- Guide Rod: Stainless steel hollow pipe
- Steel Cable: max load 1000 kgs, passed 100,000 rounds endurance test
- Weight Stack: 100 kgs
- EN ISO 20957-1 & EN957-2 approved



### BICEPS CURL

- Main Frame: Flat Rectangular tube
- Cushion: Made of PU with once forming technology
- Shroud: Made of High Quality Glossy Acrylic
- Guide Rail: made of alloy steel (#45, d=40 mm)
- Pulley: made of Plastic
- Handlebar: PVC
- Weight Plate: Alloy Steel
- Guide Rod: Stainless steel hollow pipe
- Steel Cable: max load 1000 kgs, passed 100,000 rounds endurance test
- Weight Stack: 80 kgs
- EN ISO 20957-1 & EN957-2 approved



### SEATED HORIZONTAL PULLEY

- Main Frame: Flat Rectangular tube
- Cushion: Made of PU with once forming technology
- Shroud: Made of High Quality Glossy Acrylic
- Guide Rail: made of alloy steel (#45, d=40 mm)
- Pulley: made of Plastic
- Handlebar: PVC
- Weight Plate: Alloy Steel
- Guide Rod: Stainless steel hollow pipe
- Steel Cable: max load 1000 kgs, passed 100,000 rounds endurance test
- Weight Stack: 100 kgs
- EN ISO 20957-1 & EN957-2 approved



### HIGH PULLEY

- Main Frame: Flat Rectangular tube
- Cushion: Made of PU with once forming technology
- Shroud: Made of High Quality Glossy Acrylic
- Guide Rail: made of alloy steel (#45, d=40 mm)
- Pulley: made of Plastic
- Handlebar: PVC
- Weight Plate: Alloy Steel
- Guide Rod: Stainless steel hollow pipe
- Steel Cable: max load 1000 kgs, passed 100,000 rounds endurance test
- Weight Stack: 100 kgs
- EN ISO 20957-1 & EN957-2 approved

## PRONE LEG CURL



- Main Frame: Flat Rectangular tube
- Cushion: Made of PU with once forming technology
- Shroud: Made of High Quality Glossy Acrylic
- Guide Rail: made of alloy steel (#45, d=40 mm)
- Pulley: made of Plastic
- Handlebar: PVC
- Weight Plate: Alloy Steel
- Guide Rod: Stainless steel hollow pipe
- Steel Cable: max load 1000 kgs, passed 100,000 rounds endurance test
- Weight Stack: 100 kgs
- EN ISO 20957-1 & EN957-2 approved

## LEG EXTENSION



- Main Frame: Flat Rectangular tube
- Cushion: Made of PU with once forming technology
- Shroud: Made of High Quality Glossy Acrylic
- Guide Rail: made of alloy steel (#45, d=40 mm)
- Pulley: made of Plastic
- Handlebar: PVC
- Weight Plate: Alloy Steel
- Guide Rod: Stainless steel hollow pipe
- Steel Cable: max load 1000 kgs, passed 100,000 rounds endurance test
- Weight Stack: 100 kgs
- EN ISO 20957-1 & EN957-2 approved





### SHOULDER PRESS

- Main Frame: Flat Rectangular tube
- Cushion: Made of PU with once forming technology
- Shroud: Made of High Quality Glossy Acrylic
- Guide Rail: made of alloy steel (#45, d=40 mm)
- Pulley: made of Plastic
- Handlebar: PVC
- Weight Plate: Alloy Steel
- Guide Rod: Stainless steel hollow pipe
- Steel Cable: max load 1000 kgs, passed 100,000 rounds endurance test
- Weight Stack: 80 kgs
- EN ISO 20957-1 & EN957-2 approved



### GLUTE ISOLATOR

- Main Frame: Flat Rectangular tube
- Cushion: Made of PU with once forming technology
- Shroud: Made of High Quality Glossy Acrylic
- Guide Rail: made of alloy steel (#45, d=40 mm)
- Pulley: made of Plastic
- Handlebar: PVC
- Weight Plate: Alloy Steel
- Guide Rod: Stainless steel hollow pipe
- Steel Cable: max load 1000 kgs, passed 100,000 rounds endurance test
- Weight Stack: 100 kgs
- EN ISO 20957-1 & EN957-2 approved





### ABDOMINAL CRUNCH

- Main Frame: Flat Rectangular tube
- Cushion: Made of PU with once forming technology
- Shroud: Made of High Quality Glossy Acrylic
- Guide Rail: made of alloy steel (#45, d=40 mm)
- Pulley: made of Plastic
- Handlebar: PVC
- Weight Plate: Alloy Steel
- Guide Rod: Stainless steel hollow pipe
- Steel Cable: max load 1000 kgs, passed 100,000 rounds endurance test
- Weight Stack: 100 kgs
- EN ISO 20957-1 & EN957-2 approved



### LEG PRESS

- Main Frame: Flat Rectangular tube
- Cushion: Made of PU with once forming technology
- Shroud: Made of High Quality Glossy Acrylic
- Guide Rail: made of alloy steel (#45, d=40 mm)
- Pulley: made of Plastic
- Handlebar: PVC
- Weight Plate: Alloy Steel
- Guide Rod: Stainless steel hollow pipe
- Steel Cable: max load 1000 kgs, passed 100,000 rounds endurance test
- Weight Stack: 120 kgs
- EN ISO 20957-1 & EN957-2 approved



### MULTI PRESS FS 01

- Main Frame: Flat oval tube
- Cushion: Made of PU
- Shroud: Made of high quality ABS
- Decoration Strip: ABS
- Pulley: Made of engineering plastic
- Handlebar: PVC
- Weight Plate: Alloy Steel
- Guide Rod: Stainless steel hollow pipe
- Steel Cable: max load 1000 kgs, passed 100,000 rounds endurance test
- Max. User Weight: 150 kgs
- Weight Stack: 100 kgs
- EN ISO 20957-1 & EN957-2 approved
- Size: 1680 x 1350 x 1630 mm



### LEG CURL + LEG EXTENSION FS 02

- Main Frame: Flat oval tube
- Cushion: Made of PU
- Shroud: Made of high quality ABS
- Decoration Strip: ABS
- Pulley: Made of engineering plastic
- Handlebar: PVC
- Weight Plate: Alloy Steel
- Guide Rod: Stainless steel hollow pipe
- Steel Cable: max load 1000 kgs, passed 100,000 rounds endurance test
- Max. User Weight: 150 kgs
- Weight Stack: 100 kgs
- EN ISO 20957-1 & EN957-2 approved
- Size: 1480 x 1290 x 1630 mm



### LAT PULLDOWN / LOW ROW FS 03

- Main Frame: Flat oval tube
- Cushion: Made of PU
- Shroud: Made of high quality ABS
- Decoration Strip: ABS
- Pulley: Made of engineering plastic
- Handlebar: PVC
- Weight Plate: Alloy Steel
- Guide Rod: Stainless steel hollow pipe
- Steel Cable: max load 1000 kgs, passed 100,000 rounds endurance test
- Max. User Weight: 150 kgs
- Weight Stack: 100 kgs
- EN ISO 20957-1 & EN957-2 approved
- Size: 1860 x 1220 x 1930 mm



### BICEPS CURL / TRICEPS EXTENSION FS 04

- Main Frame: Flat oval tube
- Cushion: Made of PU
- Shroud: Made of high quality ABS
- Decoration Strip: ABS
- Pulley: Made of engineering plastic
- Handlebar: PVC
- Weight Plate: Alloy Steel
- Guide Rod: Stainless steel hollow pipe
- Steel Cable: max load 1000 kgs, passed 100,000 rounds endurance test
- Max. User Weight: 150 kgs
- Weight Stack: 100 kgs
- EN ISO 20957-1 & EN957-2 approved
- Size: 1680 x 1350 x 1630 mm





### PEARL DELT / PEC FLY FS 05

- Main Frame: Flat oval tube
- Cushion: Made of PU
- Shroud: Made of high quality ABS
- Decoration Strip: ABS
- Pulley: Made of engineering plastic
- Handlebar: PVC
- Weight Plate: Alloy Steel
- Guide Rod: Stainless steel hollow pipe
- Steel Cable: max load 1000 kgs, passed 100,000 rounds endurance test
- Max. User Weight: 150 kgs
- Weight Stack: 100 kgs
- EN ISO 20957-1 & EN957-2 approved
- Size: 1720 x 960 x 2000 mm



### ABDUCTOR / ADDUCTOR FS 06

- Main Frame: Flat oval tube
- Cushion: Made of PU
- Shroud: Made of high quality ABS
- Decoration Strip: ABS
- Pulley: Made of engineering plastic
- Handlebar: PVC
- Weight Plate: Alloy Steel
- Guide Rod: Stainless steel hollow pipe
- Steel Cable: max load 1000 kgs, passed 100,000 rounds endurance test
- Max. User Weight: 150 kgs
- Weight Stack: 100 kgs
- EN ISO 20957-1 & EN957-2 approved
- Size: 1380 x 1460 x 1630 mm





### PRONE LEG CURL + EXTENSION FS 07

- Main Frame: Flat oval tube
- Cushion: Made of PU
- Shroud: Made of high quality ABS
- Decoration Strip: ABS
- Pulley: Made of engineering plastic
- Handlebar: PVC
- Weight Plate: Alloy Steel
- Guide Rod: Stainless steel hollow pipe
- Steel Cable: max load 1000 kgs, passed 100,000 rounds endurance test
- Max. User Weight: 150 kgs
- Weight Stack: 100 kgs
- EN ISO 20957-1 & EN957-2 approved



### CHEST PRESS FS 08

- Main Frame: Flat oval tube
- Cushion: Made of PU
- Shroud: Made of high quality ABS
- Decoration Strip: ABS
- Pulley: Made of engineering plastic
- Handlebar: PVC
- Weight Plate: Alloy Steel
- Guide Rod: Stainless steel hollow pipe
- Steel Cable: max load 1000 kgs, passed 100,000 rounds endurance test
- Max. User Weight: 150 kgs
- Weight Stack: 100 kgs
- EN ISO 20957-1 & EN957-2 approved
- Size: 1470 x 1210 x 1630 mm



### SEATED ROW FS 09

- Main Frame: Flat oval tube
- Cushion: Made of PU
- Shroud: Made of high quality ABS
- Decoration Strip: ABS
- Pulley: Made of engineering plastic
- Handlebar: PVC
- Weight Plate: Alloy Steel
- Guide Rod: Stainless steel hollow pipe
- Steel Cable: max load 1000 kgs, passed 100,000 rounds endurance test
- Max. User Weight: 150 kgs
- Weight Stack: 100 kgs
- EN ISO 20957-1 & EN957-2 approved
- Size: 1350 x 1320 x 1630 mm



### BICEPS CURL FS 10

- Main Frame: Flat oval tube
- Cushion: Made of PU
- Shroud: Made of high quality ABS
- Decoration Strip: ABS
- Pulley: Made of engineering plastic
- Handlebar: PVC
- Weight Plate: Alloy Steel
- Guide Rod: Stainless steel hollow pipe
- Steel Cable: max load 1000 kgs, passed 100,000 rounds endurance test
- Max. User Weight: 150 kgs
- Weight Stack: 100 kgs
- EN ISO 20957-1 & EN957-2 approved
- Size: 1110 x 1200 x 1630 mm



### TRICEPS PRESS FS 11

- Main Frame: Flat oval tube
- Cushion: Made of PU
- Shroud: Made of high quality ABS
- Decoration Strip: ABS
- Pulley: Made of engineering plastic
- Handlebar: PVC
- Weight Plate: Alloy Steel
- Guide Rod: Stainless steel hollow pipe
- Steel Cable: max load 1000 kgs, passed 100,000 rounds endurance test
- Max. User Weight: 150 kgs
- Weight Stack: 100 kgs
- EN ISO 20957-1 & EN957-2 approved
- Size: 1530 x 1270 x 1630 mm



### WEIGHT ASSISTED CHIN + DIP FS 12

- Main Frame: Flat oval tube
- Cushion: Made of PU
- Shroud: Made of high quality ABS
- Decoration Strip: ABS
- Pulley: Made of engineering plastic
- Handlebar: PVC
- Weight Plate: Alloy Steel
- Guide Rod: Stainless steel hollow pipe
- Steel Cable: max load 1000 kgs, passed 100,000 rounds endurance test
- Max. User Weight: 150 kgs
- Weight Stack: 100 kgs
- EN ISO 20957-1 & EN957-2 approved
- Size: 1320 x 1690 x 2290 mm





### SEATED HORIZONTAL PULLEY FS 13

- Main Frame: Flat oval tube
- Cushion: Made of PU
- Shroud: Made of high quality ABS
- Decoration Strip: ABS
- Pulley: Made of engineering plastic
- Handlebar: PVC
- Weight Plate: Alloy Steel
- Guide Rod: Stainless steel hollow pipe
- Steel Cable: max load 1000 kgs, passed 100,000 rounds endurance test
- Max. User Weight: 150 kgs
- Weight Stack: 100 kgs
- EN ISO 20957-1 & EN957-2 approved
- Size: 1860 x 1220 x 1630 mm



### LATS PULLDOWN FS 14

- Main Frame: Flat oval tube
- Cushion: Made of PU
- Shroud: Made of high quality ABS
- Decoration Strip: ABS
- Pulley: Made of engineering plastic
- Handlebar: PVC
- Weight Plate: Alloy Steel
- Guide Rod: Stainless steel hollow pipe
- Steel Cable: max load 1000 kgs, passed 100,000 rounds endurance test
- Max. User Weight: 150 kgs
- Weight Stack: 100 kgs
- EN ISO 20957-1 & EN957-2 approved
- Size: 1860 x 1220 x 1930 mm





### SEATED LEG CURL FS 15

- Main Frame: Flat oval tube
- Cushion: Made of PU
- Shroud: Made of high quality ABS
- Decoration Strip: ABS
- Pulley: Made of engineering plastic
- Handlebar: PVC
- Weight Plate: Alloy Steel
- Guide Rod: Stainless steel hollow pipe
- Steel Cable: max load 1000 kgs, passed 100,000 rounds endurance test
- Max. User Weight: 150 kgs
- Weight Stack: 100 kgs
- EN ISO 20957-1 & EN957-2 approved
- Size: 1620 x 1290 x 1630 mm



### PRONE LEG CURL FS 16

- Main Frame: Flat oval tube
- Cushion: Made of PU
- Shroud: Made of high quality ABS
- Decoration Strip: ABS
- Pulley: Made of engineering plastic
- Handlebar: PVC
- Weight Plate: Alloy Steel
- Guide Rod: Stainless steel hollow pipe
- Steel Cable: max load 1000 kgs, passed 100,000 rounds endurance test
- Max. User Weight: 150 kgs
- Weight Stack: 100 kgs
- EN ISO 20957-1 & EN957-2 approved
- Size: 1660 x 1250 x 1630 mm

**LEG EXTENSION FS 17**

- Main Frame: Flat oval tube
- Cushion: Made of PU
- Shroud: Made of high quality ABS
- Decoration Strip: ABS
- Pulley: Made of engineering plastic
- Handlebar: PVC
- Weight Plate: Alloy Steel
- Guide Rod: Stainless steel hollow pipe
- Steel Cable: max load 1000 kgs, passed 100,000 rounds endurance test
- Max. User Weight: 150 kgs
- Weight Stack: 100 kgs
- EN ISO 20957-1 & EN957-2 approved
- Size: 1280 x 1290 x 1630 mm

**LEG PRESS FS 18**

- Main Frame: Flat oval tube
- Cushion: Made of PU
- Shroud: Made of high quality ABS
- Decoration Strip: ABS
- Pulley: Made of engineering plastic
- Handlebar: PVC
- Weight Plate: Alloy Steel
- Guide Rod: Stainless steel hollow pipe
- Steel Cable: max load 1000 kgs, passed 100,000 rounds endurance test
- Max. User Weight: 150 kgs
- Weight Stack: 100 kgs
- EN ISO 20957-1 & EN957-2 approved
- Size: 2260 x 1300 x 1630 mm



### SHOULDER PRESS FS 19

- Main Frame: Flat oval tube
- Cushion: Made of PU
- Shroud: Made of high quality ABS
- Decoration Strip: ABS
- Pulley: Made of engineering plastic
- Handlebar: PVC
- Weight Plate: Alloy Steel
- Guide Rod: Stainless steel hollow pipe
- Steel Cable: max load 1000 kgs, passed 100,000 rounds endurance test
- Max. User Weight: 150 kgs
- Weight Stack: 100 kgs
- EN ISO 20957-1 & EN957-2 approved
- Size: 1480 x 1350 x 1630 mm



### LATERAL RAISE FS 20

- Main Frame: Flat oval tube
- Cushion: Made of PU
- Shroud: Made of high quality ABS
- Decoration Strip: ABS
- Pulley: Made of engineering plastic
- Handlebar: PVC
- Weight Plate: Alloy Steel
- Guide Rod: Stainless steel hollow pipe
- Steel Cable: max load 1000 kgs, passed 100,000 rounds endurance test
- Max. User Weight: 150 kgs
- Weight Stack: 100 kgs
- EN ISO 20957-1 & EN957-2 approved
- Size: 1325 x 1550 x 1625 mm





### MULTI PRESS

- Main Frame: Flat oval tube
- Cushion: Made of PU with once forming technology
- Shroud: Made of High Quality ABS
- Guide Rail: made of alloy steel (#45, d=40 mm)
- Pulley: made of Plastic
- Handlebar: PVC
- Weight Plate: Alloy Steel
- Guide Rod: Stainless steel hollow pipe
- Steel Cable: max load 1000 kgs, passed 100,000 rounds endurance test
- Weight Stack: 100 kgs
- EN ISO 20957-1 & EN957-2 approved



### LEG CURL + LEG EXTENSION

- Main Frame: Flat oval tube
- Cushion: Made of PU with once forming technology
- Shroud: Made of High Quality ABS
- Guide Rail: made of alloy steel (#45, d=40 mm)
- Pulley: made of Plastic
- Handlebar: PVC
- Weight Plate: Alloy Steel
- Guide Rod: Stainless steel hollow pipe
- Steel Cable: max load 1000 kgs, passed 100,000 rounds endurance test
- Weight Stack: 100 kgs
- EN ISO 20957-1 & EN957-2 approved



### LATPULL DOWN + ROW

- Main Frame: Flat oval tube
- Cushion: Made of PU with once forming technology
- Shroud: Made of High Quality ABS
- Guide Rail: made of alloy steel (#45, d=40 mm)
- Pulley: made of Plastic
- Handlebar: PVC
- Weight Plate: Alloy Steel
- Guide Rod: Stainless steel hollow pipe
- Steel Cable: max load 1000 kgs, passed 100,000 rounds endurance test
- Weight Stack: 100 kgs
- EN ISO 20957-1 & EN957-2 approved



### BICEP CURL + TRICEP EXTENSION

- Main Frame: Flat oval tube
- Cushion: Made of PU with once forming technology
- Shroud: Made of High Quality ABS
- Guide Rail: made of alloy steel (#45, d=40 mm)
- Pulley: made of Plastic
- Handlebar: PVC
- Weight Plate: Alloy Steel
- Guide Rod: Stainless steel hollow pipe
- Steel Cable: max load 1000 kgs, passed 100,000 rounds endurance test
- Weight Stack: 80 kgs
- EN ISO 20957-1 & EN957-2 approved



### PEC FLY REAR DELT

- Main Frame: Flat oval tube
- Cushion: Made of PU with once forming technology
- Shroud: Made of High Quality ABS
- Guide Rail: made of alloy steel (#45, d=40 mm)
- Pulley: made of Plastic
- Handlebar: PVC
- Weight Plate: Alloy Steel
- Guide Rod: Stainless steel hollow pipe
- Steel Cable: max load 1000 kgs, passed 100,000 rounds endurance test
- Weight Stack: 100 kgs
- EN ISO 20957-1 & EN957-2 approved



### ABDUCTOR + ADDUCTOR

- Main Frame: Flat oval tube
- Cushion: Made of PU with once forming technology
- Shroud: Made of High Quality ABS
- Guide Rail: made of alloy steel (#45, d=40 mm)
- Pulley: made of Plastic
- Handlebar: PVC
- Weight Plate: Alloy Steel
- Guide Rod: Stainless steel hollow pipe
- Steel Cable: max load 1000 kgs, passed 100,000 rounds endurance test
- Weight Stack: 100 kgs
- EN ISO 20957-1 & EN957-2 approved





### PRONE LEG CURL

- Main Frame: Flat oval tube
- Cushion: Made of PU with once forming technology
- Shroud: Made of High Quality ABS
- Guide Rail: made of alloy steel (#45, d=40 mm)
- Pulley: made of Plastic
- Handlebar: PVC
- Weight Plate: Alloy Steel
- Guide Rod: Stainless steel hollow pipe
- Steel Cable: max load 1000 kgs, passed 100,000 rounds endurance test
- Weight Stack: 100 kgs
- EN ISO 20957-1 & EN957-2 approved



### VERTICAL CHEST PRESS

- Main Frame: Flat oval tube
- Cushion: Made of PU with once forming technology
- Shroud: Made of High Quality ABS
- Guide Rail: made of alloy steel (#45, d=40 mm)
- Pulley: made of Plastic
- Handlebar: PVC
- Weight Plate: Alloy Steel
- Guide Rod: Stainless steel hollow pipe
- Steel Cable: max load 1000 kgs, passed 100,000 rounds endurance test
- Weight Stack: 100 kgs
- EN ISO 20957-1 & EN957-2 approved



### SEATED HORIZONTAL PULLEY

- Main Frame: Flat oval tube
- Cushion: Made of PU with once forming technology
- Shroud: Made of High Quality ABS
- Guide Rail: made of alloy steel (#45, d=40 mm)
- Pulley: made of Plastic
- Handlebar: PVC
- Weight Plate: Alloy Steel
- Guide Rod: Stainless steel hollow pipe
- Steel Cable: max load 1000 kgs, passed 100,000 rounds endurance test
- Weight Stack: 100 kgs
- EN ISO 20957-1 & EN957-2 approved

### BICEP CURL



- Main Frame: Flat oval tube
- Cushion: Made of PU with once forming technology
- Shroud: Made of High Quality ABS
- Guide Rail: made of alloy steel (#45, d=40 mm)
- Pulley: made of Plastic
- Handlebar: PVC
- Weight Plate: Alloy Steel
- Guide Rod: Stainless steel hollow pipe
- Steel Cable: max load 1000 kgs, passed 100,000 rounds endurance test
- Weight Stack: 80 kgs
- EN ISO 20957-1 & EN957-2 approved



### WEIGHT ASSISTED CHIN + DIP

- Main Frame: Flat oval tube
- Cushion: Made of PU with once forming technology
- Shroud: Made of High Quality ABS
- Guide Rail: made of alloy steel (#45, d=40 mm)
- Pulley: made of Plastic
- Handlebar: PVC
- Weight Plate: Alloy Steel
- Guide Rod: Stainless steel hollow pipe
- Steel Cable: max load 1000 kgs, passed 100,000 rounds endurance test
- Weight Stack: 100 kgs
- EN ISO 20957-1 & EN957-2 approved



### SPLIT HIGH PULL

- Main Frame: Flat oval tube
- Cushion: Made of PU with once forming technology
- Shroud: Made of High Quality ABS
- Guide Rail: made of alloy steel (#45, d=40 mm)
- Pulley: made of Plastic
- Handlebar: PVC
- Weight Plate: Alloy Steel
- Guide Rod: Stainless steel hollow pipe
- Steel Cable: max load 1000 kgs, passed 100,000 rounds endurance test
- Weight Stack: 100 kgs
- EN ISO 20957-1 & EN957-2 approved



## SHOULDER PRESS



- Main Frame: Flat oval tube
- Cushion: Made of PU with once forming technology
- Shroud: Made of High Quality ABS
- Guide Rail: made of alloy steel (#45, d=40 mm)
- Pulley: made of Plastic
- Handlebar: PVC
- Weight Plate: Alloy Steel
- Guide Rod: Stainless steel hollow pipe
- Steel Cable: max load 1000 kgs, passed 100,000 rounds endurance test
- Weight Stack: 80 kgs
- EN ISO 20957-1 & EN957-2 approved

## LEG EXTENSION



- Main Frame: Flat oval tube
- Cushion: Made of PU with once forming technology
- Shroud: Made of High Quality ABS
- Guide Rail: made of alloy steel (#45, d=40 mm)
- Pulley: made of Plastic
- Handlebar: PVC
- Weight Plate: Alloy Steel
- Guide Rod: Stainless steel hollow pipe
- Steel Cable: max load 1000 kgs, passed 100,000 rounds endurance test
- Weight Stack: 100 kgs
- EN ISO 20957-1 & EN957-2 approved



### MULTI PRESS GL 01

- Main Frame: Flat Rectangular tube  
50(W) x 120(l) x 2.0(T) mm
- Cushion: Made of PU with once forming technology
- Shroud: Made of high quality steel plate
- Guide Rail: made of alloy steel (#45, d=40 mm)
- Pulley: made of aluminium
- Handlebar: PVC
- Weight Plate: Alloy Steel
- Guide Rod: Stainless steel hollow pipe
- Steel Cable: max load 1000 kgs, passed 100,000 rounds endurance test
- Weight Stack: 110 kgs
- EN ISO 20957-1 & EN957-2 approved



### LEG CURL / LEG EXTENSION GL 02

- Main Frame: Flat Rectangular tube  
50(W) x 120(l) x 2.0(T) mm
- Cushion: Made of PU with once forming technology
- Shroud: Made of high quality steel plate
- Guide Rail: made of alloy steel (#45, d=40 mm)
- Pulley: made of aluminium
- Handlebar: PVC
- Weight Plate: Alloy Steel
- Guide Rod: Stainless steel hollow pipe
- Steel Cable: max load 1000 kgs, passed 100,000 rounds endurance test
- Weight Stack: 110 kgs
- EN ISO 20957-1 & EN957-2 approved





### LAT PULLDOWN + ROW GL 03

- Main Frame: Flat Rectangular tube  
50(W) x 120(l) x 2.0(T) mm
- Cushion: Made of PU with once forming technology
- Shroud: Made of high quality steel plate
- Guide Rail: made of alloy steel (#45, d=40 mm)
- Pulley: made of aluminium
- Handlebar: PVC
- Weight Plate: Alloy Steel
- Guide Rod: Stainless steel hollow pipe
- Steel Cable: max load 1000 kgs, passed 100,000 rounds endurance test
- Weight Stack: 110 kgs
- EN ISO 20957-1 & EN957-2 approved



### BICEPS CURL / TRICEPS EXTENSION GL 04

- Main Frame: Flat Rectangular tube  
50(W) x 120(l) x 2.0(T) mm
- Cushion: Made of PU with once forming technology
- Shroud: Made of high quality steel plate
- Guide Rail: made of alloy steel (#45, d=40 mm)
- Pulley: made of aluminium
- Handlebar: PVC
- Weight Plate: Alloy Steel
- Guide Rod: Stainless steel hollow pipe
- Steel Cable: max load 1000 kgs, passed 100,000 rounds endurance test
- Weight Stack: 110 kgs
- EN ISO 20957-1 & EN957-2 approved





### PEC FLY / PEARL DELT GL 05

- Main Frame: Flat Rectangular tube  
50(W) x 120(l) x 2.0(T) mm
- Cushion: Made of PU with once forming technology
- Shroud: Made of high quality steel plate
- Guide Rail: made of alloy steel (#45, d=40 mm)
- Pulley: made of aluminium
- Handlebar: PVC
- Weight Plate: Alloy Steel
- Guide Rod: Stainless steel hollow pipe
- Steel Cable: max load 1000 kgs, passed 100,000 rounds endurance test
- Weight Stack: 110 kgs
- EN ISO 20957-1 & EN957-2 approved



### ABDUCTOR + ADDUCTOR GL 06

- Main Frame: Flat Rectangular tube  
50(W) x 120(l) x 2.0(T) mm
- Cushion: Made of PU with once forming technology
- Shroud: Made of high quality steel plate
- Guide Rail: made of alloy steel (#45, d=40 mm)
- Pulley: made of aluminium
- Handlebar: PVC
- Weight Plate: Alloy Steel
- Guide Rod: Stainless steel hollow pipe
- Steel Cable: max load 1000 kgs, passed 100,000 rounds endurance test
- Weight Stack: 110 kgs
- EN ISO 20957-1 & EN957-2 approved



### WEIGHT ASSISTED CHIN + DIP GL 07

- Main Frame: Flat Rectangular tube  
50(W) x 120(l) x 2.0(T) mm
- Cushion: Made of PU with once forming technology
- Shroud: Made of high quality steel plate
- Guide Rail: made of alloy steel (#45, d=40 mm)
- Pulley: made of aluminium
- Handlebar: PVC
- Weight Plate: Alloy Steel
- Guide Rod: Stainless steel hollow pipe
- Steel Cable: max load 1000 kgs, passed 100,000 rounds endurance test
- Weight Stack: 80 kgs
- EN ISO 20957-1 & EN957-2 approved



### VERTICAL CHEST PRESS GL 08

- Main Frame: Flat Rectangular tube  
50(W) x 120(l) x 2.0(T) mm
- Cushion: Made of PU with once forming technology
- Shroud: Made of high quality steel plate
- Guide Rail: made of alloy steel (#45, d=40 mm)
- Pulley: made of aluminium
- Handlebar: PVC
- Weight Plate: Alloy Steel
- Guide Rod: Stainless steel hollow pipe
- Steel Cable: max load 1000 kgs, passed 100,000 rounds endurance test
- Weight Stack: 110 kgs
- EN ISO 20957-1 & EN957-2 approved



### BICEPS CURL GL 09

- Main Frame: Flat Rectangular tube  
50(W) x 120(l) x 2.0(T) mm
- Cushion: Made of PU with once forming technology
- Shroud: Made of high quality steel plate
- Guide Rail: made of alloy steel (#45, d=40 mm)
- Pulley: made of aluminium
- Handlebar: PVC
- Weight Plate: Alloy Steel
- Guide Rod: Stainless steel hollow pipe
- Steel Cable: max load 1000 kgs, passed 100,000 rounds endurance test
- Weight Stack: 65 kgs
- EN ISO 20957-1 & EN957-2 approved



### SEATED HORIZONTAL PULLEY GL 10

- Main Frame: Flat Rectangular tube  
50(W) x 120(l) x 2.0(T) mm
- Cushion: Made of PU with once forming technology
- Shroud: Made of high quality steel plate
- Guide Rail: made of alloy steel (#45, d=40 mm)
- Pulley: made of aluminium
- Handlebar: PVC
- Weight Plate: Alloy Steel
- Guide Rod: Stainless steel hollow pipe
- Steel Cable: max load 1000 kgs, passed 100,000 rounds endurance test
- Weight Stack: 140 kgs
- EN ISO 20957-1 & EN957-2 approved





### LAT PULLDOWN GL 11

- Main Frame: Flat Rectangular tube  
50(W) x 120(l) x 2.0(T) mm
- Cushion: Made of PU with once forming technology
- Shroud: Made of high quality steel plate
- Guide Rail: made of alloy steel (#45, d=40 mm)
- Pulley: made of aluminium
- Handlebar: PVC
- Weight Plate: Alloy Steel
- Guide Rod: Stainless steel hollow pipe
- Steel Cable: max load 1000 kgs, passed 100,000 rounds endurance test
- Weight Stack: 110 kgs
- EN ISO 20957-1 & EN957-2 approved



### HORIZONTAL PRONE LEG CURL GL 12

- Main Frame: Flat Rectangular tube  
50(W) x 120(l) x 2.0(T) mm
- Cushion: Made of PU with once forming technology
- Shroud: Made of high quality steel plate
- Guide Rail: made of alloy steel (#45, d=40 mm)
- Pulley: made of aluminium
- Handlebar: PVC
- Weight Plate: Alloy Steel
- Guide Rod: Stainless steel hollow pipe
- Steel Cable: max load 1000 kgs, passed 100,000 rounds endurance test
- Weight Stack: 110 kgs
- EN ISO 20957-1 & EN957-2 approved



### LEG EXTENSION GL 13

- Main Frame: Flat Rectangular tube  
50(W) x 120(l) x 2.0(T) mm
- Cushion: Made of PU with once forming technology
- Shroud: Made of high quality steel plate
- Guide Rail: made of alloy steel (#45, d=40 mm)
- Pulley: made of aluminium
- Handlebar: PVC
- Weight Plate: Alloy Steel
- Guide Rod: Stainless steel hollow pipe
- Steel Cable: max load 1000 kgs, passed 100,000 rounds endurance test
- Weight Stack: 110 kgs
- EN ISO 20957-1 & EN957-2 approved



### SHOULDER PRESS GL 14

- Main Frame: Flat Rectangular tube  
50(W) x 120(l) x 2.0(T) mm
- Cushion: Made of PU with once forming technology
- Shroud: Made of high quality steel plate
- Guide Rail: made of alloy steel (#45, d=40 mm)
- Pulley: made of aluminium
- Handlebar: PVC
- Weight Plate: Alloy Steel
- Guide Rod: Stainless steel hollow pipe
- Steel Cable: max load 1000 kgs, passed 100,000 rounds endurance test
- Weight Stack: 110 kgs
- EN ISO 20957-1 & EN957-2 approved



### MULTI PRESS ST-01

- Main Frame: Square tube
- Cushion: Made of PU
- Shroud: Made of High Quality Metal
- Guide Rail: Made of alloy steel
- Pulley: Made of High-strength Nylon
- Handlebar: Red High-strength aluminium alloy
- Weight Plate: High Strength Iron
- Guide Rod: Stainless steel hollow pipe
- Steel cable: max load 1500 kgs, passed 100,000 rounds endurance test
- Max User Weight: 200 kgs, Weight Stack: 100 kgs
- STANDARD TEST: EN ISO 20957 IISETC.00202019051
- Size: 1600 x 1080 x 470 mm



### LEG CURL / LEG EXTENSION ST-02

- Main Frame: Square tube
- Cushion: Made of PU
- Shroud: Made of High Quality Metal
- Guide Rail: Made of alloy steel
- Pulley: Made of High-strength Nylon
- Handlebar: Red High-strength aluminium alloy
- Weight Plate: High Strength Iron
- Guide Rod: Stainless steel hollow pipe
- Steel cable: max load 1500 kgs, passed 100,000 rounds endurance test
- Max User Weight: 200 kgs, Weight Stack: 100 kgs
- STANDARD TEST: EN ISO 20957 IISETC.00202019051
- Size: 1630 x 995 x 420 mm





### LAT PULLDOWN / LOW ROW ST-3

- Main Frame: Square tube
- Cushion: Made of PU
- Shroud: Made of High Quality Metal
- Guide Rail: Made of alloy steel
- Pulley: Made of High-strength Nylon
- Handlebar: Red High-strength aluminium alloy
- Weight Plate: High Strength Iron
- Guide Rod: Stainless steel hollow pipe
- Steel cable: max load 1500 kgs, passed 100,000 rounds endurance test
- Max User Weight: 200 kgs, Weight Stack: 100 kgs
- STANDARD TEST: EN ISO 20957 IISETC.00202019051
- Size: 2200 x 850 x 410 mm



### PEARL DELT PEC FLY ST-4

- Main Frame: Square tube
- Cushion: Made of PU
- Shroud: Made of High Quality Metal
- Guide Rail: Made of alloy steel
- Pulley: Made of High-strength Nylon
- Handlebar: Red High-strength aluminium alloy
- Weight Plate: High Strength Iron
- Guide Rod: Stainless steel hollow pipe
- Steel cable: max load 1500 kgs, passed 100,000 rounds endurance test
- Max User Weight: 200 kgs, Weight Stack: 100 kgs
- STANDARD TEST: EN ISO 20957 IISETC.00202019051
- Size: 1830 x 830 x 500 mm



### ABDUCTOR + ADDUCTOR ST-5

- Main Frame: Square tube
- Cushion: Made of PU
- Shroud: Made of High Quality Metal
- Guide Rail: Made of alloy steel
- Pulley: Made of High-strength Nylon
- Handlebar: Red High-strength aluminium alloy
- Weight Plate: High Strength Iron
- Guide Rod: Stainless steel hollow pipe
- Steel cable: max load 1500 kgs, passed 100,000 rounds endurance test
- Max User Weight: 200 kgs, Weight Stack: 100 kgs
- STANDARD TEST: EN ISO 20957 IISETC.00202019051
- Size: 1630 x 930 x 400 mm



### WEIGHT ASSISTED CHIN DIP ST-6

- Main Frame: Square tube
- Cushion: Made of PU
- Shroud: Made of High Quality Metal
- Guide Rail: Made of alloy steel
- Pulley: Made of High-strength Nylon
- Handlebar: Red High-strength aluminium alloy
- Weight Plate: High Strength Iron
- Guide Rod: Stainless steel hollow pipe
- Steel cable: max load 1500 kgs, passed 100,000 rounds endurance test
- Max User Weight: 200 kgs, Weight Stack: 100 kgs
- STANDARD TEST: EN ISO 20957 IISETC.00202019051
- Size: 2230 x 880 x 480 mm

**CHEST PRESS ST-7**

- Main Frame: Square tube
- Cushion: Made of PU
- Shroud: Made of High Quality Metal
- Guide Rail: Made of alloy steel
- Pulley: Made of High-strength Nylon
- Handlebar: Red High-strength aluminium alloy
- Weight Plate: High Strength Iron
- Guide Rod: Stainless steel hollow pipe
- Steel cable: max load 1500 kgs, passed 100,000 rounds endurance test
- Max User Weight: 200 kgs, Weight Stack: 100 kgs
- STANDARD TEST: EN ISO 20957 I ISETC.00202019051
- Size: 1500 x 1230 x 460 mm

**BICEPS CURL ST-8**

- Main Frame: Square tube
- Cushion: Made of PU
- Shroud: Made of High Quality Metal
- Guide Rail: Made of alloy steel
- Pulley: Made of High-strength Nylon
- Handlebar: Red High-strength aluminium alloy
- Weight Plate: High Strength Iron
- Guide Rod: Stainless steel hollow pipe
- Steel cable: max load 1500 kgs, passed 100,000 rounds endurance test
- Max User Weight: 200 kgs, Weight Stack: 100 kgs
- STANDARD TEST: EN ISO 20957 I ISETC.00202019051
- Size: 1630 x 880 x 450 mm
- N.W: 211 kg, G.W: 242 kg





### TRICEPS PRESS ST-9

- Main Frame: Square tube
- Cushion: Made of PU
- Shroud: Made of High Quality Metal
- Guide Rail: Made of alloy steel
- Pulley: Made of High-strength Nylon
- Handlebar: Red High-strength aluminium alloy
- Weight Plate: High Strength Iron
- Guide Rod: Stainless steel hollow pipe
- Steel cable: max load 1500 kgs, passed 100,000 rounds endurance test
- Max User Weight: 200 kgs, Weight Stack: 100 kgs
- STANDARD TEST: EN ISO 20957 IISETC.00202019051
- Size: 1630 x 1130 x 450 mm



### SEATED HORIZONTAL PULLEY ST-10

- Main Frame: Square tube
- Cushion: Made of PU
- Shroud: Made of High Quality Metal
- Guide Rail: Made of alloy steel
- Pulley: Made of High-strength Nylon
- Handlebar: Red High-strength aluminium alloy
- Weight Plate: High Strength Iron
- Guide Rod: Stainless steel hollow pipe
- Steel cable: max load 1500 kgs, passed 100,000 rounds endurance test
- Max User Weight: 200 kgs, Weight Stack: 100 kgs
- STANDARD TEST: EN ISO 20957 IISETC.00202019051
- Size: 1830 x 880 x 400 mm
- N.W: 188 kg, G.W: 221 kg



### HIGH PULLEY ST-11

- Main Frame: Square tube
- Cushion: Made of PU
- Shroud: Made of High Quality Metal
- Guide Rail: Made of alloy steel
- Pulley: Made of High-strength Nylon
- Handlebar: Red High-strength aluminium alloy
- Weight Plate: High Strength Iron
- Guide Rod: Stainless steel hollow pipe
- Steel cable: max load 1500 kgs, passed 100,000 rounds endurance test
- Max User Weight: 200 kgs, Weight Stack: 100 kgs
- STANDARD TEST: EN ISO 20957 IISETC.00202019051
- Size: 2200 x 850 x 410 mm



### PRONE LEG CURL ST-12

- Main Frame: Square tube
- Cushion: Made of PU
- Shroud: Made of High Quality Metal
- Guide Rail: Made of alloy steel
- Pulley: Made of High-strength Nylon
- Handlebar: Red High-strength aluminium alloy
- Weight Plate: High Strength Iron
- Guide Rod: Stainless steel hollow pipe
- Steel cable: max load 1500 kgs, passed 100,000 rounds endurance test
- Max User Weight: 200 kgs, Weight Stack: 100 kgs
- STANDARD TEST: EN ISO 20957 IISETC.00202019051
- Size: 1630 x 840 x 490 mm



### LEG EXTENSION ST-13

- Main Frame: Square tube
- Cushion: Made of PU
- Shroud: Made of High Quality Metal
- Guide Rail: Made of alloy steel
- Pulley: Made of High-strength Nylon
- Handlebar: Red High-strength aluminium alloy
- Weight Plate: High Strength Iron
- Guide Rod: Stainless steel hollow pipe
- Steel cable: max load 1500 kgs, passed 100,000 rounds endurance test
- Max User Weight: 200 kgs, Weight Stack: 100 kgs
- STANDARD TEST: EN ISO 20957 IISETC.00202019051
- Size: 1730 x 1130 x 440 mm



### SHOULDER PRESS ST-14

- Main Frame: Square tube
- Cushion: Made of PU
- Shroud: Made of High Quality Metal
- Guide Rail: Made of alloy steel
- Pulley: Made of High-strength Nylon
- Handlebar: Red High-strength aluminium alloy
- Weight Plate: High Strength Iron
- Guide Rod: Stainless steel hollow pipe
- Steel cable: max load 1500 kgs, passed 100,000 rounds endurance test
- Max User Weight: 200 kgs, Weight Stack: 100 kgs
- STANDARD TEST: EN ISO 20957 IISETC.00202019051
- Size: 1650 x 1280 x 430 mm





### LATERAL RAISE ST-15

- Main Frame: Square tube
- Cushion: Made of PU
- Shroud: Made of High Quality Metal
- Guide Rail: Made of alloy steel
- Pulley: Made of High-strength Nylon
- Handlebar: Red High-strength aluminium alloy
- Weight Plate: High Strength Iron
- Guide Rod: Stainless steel hollow pipe
- Steel cable: max load 1500 kgs, passed 100,000 rounds endurance test
- Max User Weight: 200 kgs, Weight Stack: 100 kgs
- STANDARD TEST: EN ISO 20957 IISETC.00202019051
- Size: 1550 x 930 x 440 mm

**crest fitness**  
GO BEYOND LIMITS

**STAR SERIES**





### INCLINE CHEST PRESS

- Main Frame: Oval tube
- Cushion: Made of PU
- Max User Weight: 300 kgs,
- STANDARD TEST: EN ISO 20957 IISETC.00202019051
- Size: 1560 x 1850 x 1700 mm



### LATERAL ROWING

- Main Frame: Oval tube
- Cushion: Made of PU
- Max User Weight: 300 kgs,
- STANDARD TEST: EN ISO 20957 IISETC.00202019051
- Size: 2084 x 1567 x 1605 mm



### CHEST PRESS

- Main Frame: Oval tube
- Cushion: Made of PU
- Max User Weight: 300 kgs,
- STANDARD TEST: EN ISO 20957 IISETC.00202019051
- Size: 1790 x 1570 x 1605 mm



### BICEPS CURL

- Main Frame: Oval tube
- Cushion: Made of PU
- Max User Weight: 300 kgs,
- STANDARD TEST: EN ISO 20957 IISETC.00202019051
- Size: 1560 x 2070 x 1215 mm



**LAYDOWN CHEST PRESS**

- Main Frame: Oval tube
- Cushion: Made of PU
- Max User Weight: 300 kgs,
- STANDARD TEST: EN ISO 20957 IISETC.00202019051
- Size: 2590 x 1570 x 1605 mm



**CHEST PRESS PLP 01**

- Main Frame: Flat Oval Tube
- Cushion: Made of PU
- Handlebar : Aluminium
- Bearing Cap: Aluminium
- Self adjusting seat: can be easily adjusted to any of the 8 positions
- Max User Weight: 150 Kgs
- EN957-2 Approved
- Size: 1885 x 1360 x 1730 mm

**INCLINE CHEST PRESS PLP 02**

- Main Frame: Flat Oval Tube
- Cushion: Made of PU
- Handlebar : Aluminium
- Bearing Cap: Aluminium
- Self adjusting seat: can be easily adjusted to any of the 8 positions
- Max User Weight: 150 Kgs
- EN957-2 Approved
- Size: 1650 x 1155 x 1695 mm

**SHOULDER PRESS PLP 03**

- Main Frame: Flat Oval Tube
- Cushion: Made of PU
- Handlebar : Aluminium
- Bearing Cap: Aluminium
- Self adjusting seat: can be easily adjusted to any of the 8 positions
- Max User Weight: 150 Kgs
- EN957-2 Approved
- Size: 1400 x 1200 x 1570 mm



### LOW ROW PLP 04

- Main Frame: Flat Oval Tube
- Cushion: Made of PU
- Handlebar : Aluminium
- Bearing Cap: Aluminium
- Self adjusting seat: can be easily adjusted to any of the 8 positions
- Max User Weight: 150 Kgs
- EN957-2 Approved
- Size: 1480 x 1330 x 1680 mm



### WIDE CHEST PRESS PLP 05

- Main Frame: Flat Oval Tube
- Cushion: Made of PU
- Handlebar : Aluminium
- Bearing Cap: Aluminium
- Self adjusting seat: can be easily adjusted to any of the 8 positions
- Max User Weight: 150 Kgs
- EN957-2 Approved
- Size: 1860 x 1420 x 1795 m





## ROW MACHINE PLP 06

- Main Frame: Flat Oval Tube
- Cushion: Made of PU
- Handlebar : Aluminium
- Bearing Cap: Aluminium
- Self adjusting seat: can be easily adjusted to any of the 8 positions
- Max User Weight: 150 Kgs
- EN957-2 Approved
- Size: 1435 x 1210 x 1320 mm



## PULLDOWN PLP 07

- Main Frame: Flat Oval Tube
- Cushion: Made of PU
- Handlebar : Aluminium
- Bearing Cap: Aluminium
- Self adjusting seat: can be easily adjusted to any of the 8 positions
- Max User Weight: 150 Kgs
- EN957-2 Approved
- Size: 1730 x 1170 x 1950 mm

**BICEPS CURL PLP 08**

- Main Frame: Flat Oval Tube
- Cushion: Made of PU
- Handlebar : Aluminium
- Bearing Cap: Aluminium
- Self adjusting seat: can be easily adjusted to any of the 8 positions
- Max User Weight: 150 Kgs
- EN957-2 Approved
- Size: 1055 x 1265 x 1000 mm

**SEATED LEG EXTENSION PLP 09**

- Main Frame: Flat Oval Tube
- Cushion: Made of PU
- Handlebar : Aluminium
- Bearing Cap: Aluminium
- Self adjusting seat: can be easily adjusted to any of the 8 positions
- Max User Weight: 150 Kgs
- EN957-2 Approved
- Size: 1340 x 1340 x 1240 mm

**TRICEPS PRESS PLP 10**

- Main Frame: Flat Oval Tube
- Cushion: Made of PU
- Handlebar : Aluminium
- Bearing Cap: Aluminium
- Self adjusting seat: can be easily adjusted to any of the 8 positions
- Max User Weight: 150 Kgs
- EN957-2 Approved
- Size: 1635 x 1645 x 1065 mm



## LEG PRESS 90° PLP 11



- Main Frame: Flat Oval Tube
- Cushion: Made of PU
- Handlebar : Aluminium
- Bearing Cap: Aluminium
- Self adjusting seat: can be easily adjusted to any of the 8 positions
- Max User Weight: 150 Kgs
- EN957-2 Approved
- Size: 2020 x 1925 x 1690 mm



## LEG PRESS 45° PLP 12

- Main Frame: Flat Oval Tube
- EN957-2 Approved
- Max User Weight: 150
- Cushion: Made of PU
- Self adjusting seat: can be easily adjusted of the 8 positions
- Size: 2880 x 1450 x 1495 mm





### PULLDOWN

- Main Frame: Rectangular Steel tube Frame
- Cushion: Made of PU
- Handlebar : Aluminium
- Frame Protection: Stainless Steel Plate Holders & High Density PVC foot Guard to protect the finishing.
- Max. User Weight: 150 kg
- Self adjusting seat: can be easily adjusted
- EN957-2 Approved
- Size: 1601 x 1454 x 1961 mm



### LEG EXTENSION

- Main Frame Rectangular Steel tube Frame
- Cushion : Made of PU
- Handlebar : Aluminium
- Bearing Cap : Aluminium
- Frame Protection : Stainless Steel Plate Holders & High Density PVC foot Guard to protect the finishing.
- Self adjusting seat : can be easily adjusted
- Max User Weight : 150kgs
- EN957-2 Approved
- Size: 1701X1281X1224mm



### 45° LEG PRESS

- Main Frame Rectangular Steel tube Frame
- Cushion : Made of PU
- Handlebar : Aluminium
- Bearing Cap : Aluminium
- Frame Protection : Stainless Steel Plate Holders & High Density PVC foot Guard to protect the finishing.
- Self adjusting seat : can be easily adjusted
- Max User Weight : 150kgs
- EN957-2 Approved
- Size: 2509X1749X1543mm

**K109 STANDING CHEST TRAINER**

- Size: 1200 x 1430 x 1700 mm
- N.W: 105 kgs
- G.W: 140 kgs

**K130 BICEP TRAINER**

- Size: 1970 x 1470 x 1250 mm
- N.W: 75 kgs
- G.W: 100 kgs

**K176 SMITH ROW**

- Size: 1300 x 2200 x 1350 mm
- N.W: 165 kgs
- G.W: 200 kgs

**K186 PRONE LEG CURL  
+ LEG EXTENSION**

- Size: 1300 x 1330 x 1200 mm
- N.W: 95 kgs
- G.W: 120 kgs





### K183 ABDUCTOR ADDUCTOR PLATE LOADED

- Size: 1560 x 1350 x 1230 mm
- N.W: 120 kgs
- G.W: 140 kgs

### K 166 HACK SQUAT + SHOULDER PRESS



- Size: 1360 x 1500 x 1500 mm
- N.W: 120 kgs
- G.W: 150 kgs

# KORE SERIES

## PRODUCT CATALOGUE



### K175 DOUBLE TRACK LOW PULL BACK

- Size: 1400 x 1900 x 1150 mm
- N.W: 140 kgs
- G.W: 175 kgs



### PRECISION CHEST PRESS

- 1460 x 2060 x 1675 mm
- 210 kgs



### SHOULDER PRESS

- 1300 x 1420 x 2000 mm
- 150 kgs

# KORE SERIES

PRODUCT CATALOGUE

NEW  
ARRIVAL



## HIP THRUST KORE

- Size: 1520 x 1380 x 780 mm

NEW  
ARRIVAL



## REVERSE FLY KORE

- 1200 x 880 x 1300 mm

NEW  
ARRIVAL



## ROMAN EXTENSION

- 1630 x 1400 x 1380 mm



## KORE SERIES

### PRODUCT CATALOGUE



#### STANDING & SEATED FLY

- Size: 1580 x 1350 x 1540 mm



#### UNILATERAL LEG PRESS KORE

- 2400 x 1650 x 1500 mm



crestfitness

K176 SMITH ROW

# KORE SERIES

PRODUCT CATALOGUE

NEW  
ARRIVAL



## POWER SMITH DUAL KORE

- Size: 1480 x 1920 x 1850 mm
- Net weight: 225 Kgs
- Gross weight: 270 Kgs

NEW  
ARRIVAL



## 3D HIP THRUST KORE

- Size: 1700 x 1800 x 1400 mm
- Net weight: 175 Kgs
- Gross weight: 210 Kgs

NEW  
ARRIVAL



## FUNCTIONAL TRAINER KORE

- Size: 1800 x 1000 x 2230 mm
- Net weight: 345 Kgs
- Gross weight: 400 Kgs
- Weight Stack: 100 x 2 Kgs

# IGNITE SERIES

## PRODUCT CATALOGUE

NEW  
ARRIVAL



### INCLINE CHEST PRESS

- Main Frame: Flat Oval Tube
- Cushion: Made of PU
- Handlebar : Aluminium
- Bearing Cap: Aluminium
- Self adjusting seat: can be easily adjusted to any of the 8 positions
- Max User Weight: 150 Kgs
- EN957-2 Approved
- Size: 1270 x 1580 x 1910 mm

NEW  
ARRIVAL



### DECLINE CHEST PRESS

- Main Frame: Flat Oval Tube
- Cushion: Made of PU
- Handlebar : Aluminium
- Bearing Cap: Aluminium
- Self adjusting seat: can be easily adjusted to any of the 8 positions
- Max User Weight: 150 Kgs
- EN957-2 Approved
- Size: 1300 x 1780 x 1940 mm

NEW  
ARRIVAL



### HIGH ROW

- Main Frame: Flat Oval Tube
- Cushion: Made of PU
- Handlebar : Aluminium
- Bearing Cap: Aluminium
- Self adjusting seat: can be easily adjusted to any of the 8 positions
- Max User Weight: 150 Kgs
- EN957-2 Approved
- Size: 1860 x 1680 x 1940 mm



# IGNITE SERIES

## PRODUCT CATALOGUE

NEW  
ARRIVAL



### PULLDOWN

- Main Frame: Flat Oval Tube
- Cushion: Made of PU
- Handlebar : Aluminium
- Bearing Cap: Aluminium
- Self adjusting seat: can be easily adjusted to any of the 8 positions
- Max User Weight: 150 Kgs
- EN957-2 Approved
- Size: 1725 x 1285 x 1990 mm

NEW  
ARRIVAL



### MID ROW

- Main Frame: Flat Oval Tube
- Cushion: Made of PU
- Handlebar : Aluminium
- Bearing Cap: Aluminium
- Self adjusting seat: can be easily adjusted to any of the 8 positions
- Max User Weight: 150 Kgs
- EN957-2 Approved
- Size: 1410 x 1390 x 1365 mm

NEW  
ARRIVAL



### SHOULDER PRESS

- Main Frame: Flat Oval Tube
- Cushion: Made of PU
- Handlebar : Aluminium
- Bearing Cap: Aluminium
- Self adjusting seat: can be easily adjusted to any of the 8 positions
- Max User Weight: 150 Kgs
- EN957-2 Approved
- Size: 1535 x 1660 x 1335 mm

# IGNITE SERIES

## PRODUCT CATALOGUE

NEW  
ARRIVAL



### BICEPS CURL

- Main Frame: Flat Oval Tube
- Cushion: Made of PU
- Handlebar : Aluminium
- Bearing Cap: Aluminium
- Self adjusting seat: can be easily adjusted to any of the 8 positions
- Max User Weight: 150 Kgs
- EN957-2 Approved
- Size: 1390 x 1080 x 1215 mm

NEW  
ARRIVAL



### LEG EXTENSION

- Main Frame: Flat Oval Tube
- Cushion: Made of PU
- Handlebar : Aluminium
- Bearing Cap: Aluminium
- Self adjusting seat: can be easily adjusted to any of the 8 positions
- Max User Weight: 150 Kgs
- EN957-2 Approved
- Size: 1320 x 1540 x 1175 mm

NEW  
ARRIVAL



### KNEELING LEG CURL

- Main Frame: Flat Oval Tube
- Cushion: Made of PU
- Handlebar : Aluminium
- Bearing Cap: Aluminium
- Self adjusting seat: can be easily adjusted to any of the 8 positions
- Max User Weight: 150 Kgs
- EN957-2 Approved
- Size: 1610 x 1285 x 1275 mm



### LATERAL CHEST PRESS IS 01

• Size: 1610X1480X2000mm



### LATERAL SUPER INCLINE PRESS IS 02

• Size: 1550X1250X1700mm



### LATERAL STANDING LEG CURL IS 03

• Size: 1920X1120X1460mm



### LATERAL LEG PRESS IS 04

• Size: 1035X1555X1535mm



**ARM CURL IS 05**

- Size: 1250X1500X1370mm

**LATERAL LOW ROW IS 06**

- Size: 1430X1280X1700mm

**LATERAL DECLINE CHEST PRESS IS 07**

- Size: 1780X1320X1760mm

**45° LEG PRESS IS 08**

- Size: 2300X1380X1550mm

**LOW ROW IS 09**

- Size: 1530X1560X1350mm

**ABDOMINAL OBLIQUE CRUNCH IS 10**

- Size: 1700X1200X1580mm

**LATERAL FRONT LAT PULLDOWN IS 11**

- Size: 1780X1600X2020mm

**SHOULDER PRESS IS 12**

- Size: 1854X1358X1886mm



**FLAT BENCH PRESS IS 13**

- Size: 1481X1244X1461mm

**PULLOVER IS 14**

- Size: 1930X1700X1500mm

**SEATED LEG EXTENSION IS 15**

- Size: 1845X1300X1057mm

**VERTICAL LEG PRESS IS 16**

- Size: 1575X1850X2010mm





**CHEST PRESS &  
LAT PULLDOWN IS 17**

• Size: 2050X1780X2010mm



**SEATED TRICEP PRESS IS 18**

• Size: 1700X1650X1047mm



**V-SQUAT IS 19**

• Size: 2450X1500X1850mm



**DUAL LAT PULLDOWN IS 20**

• Size : 1730 × 1700 × 2060 mm  
• Weight :213 Kg



### ISO LATERAL BACK EXTENSION IS 21

• Size: 2100X2050X1170mm



### INCLINE PEC FLY IS 22

• Size: 1615X1464X1318mm



### LATERAL RAISE IS 23

• Size: 1135X1345X1535mm



### PENDULUM SQUAT IS 24

• Size : 1850 x 1150 x 1450 mm

# ISO SERIES & HIP THRUST

PRODUCT CATALOGUE



## ISO STANDING PEC FLY IS 25

- Size: 1200 x 1260 x 1550 mm



## ISO STANDING LATERAL RAISE IS 26

- Size: 1200 x 1120 x 1350 mm

## 3D HIP THRUST

- Size : 2080 × 1515 × 1380 mm
- Weight : 156 Kg



## BELT SQUAT

- Size : 1080 × 1100 × 1805 mm







### HIP THRUST

- Size : 1430 x 1660 x 800 mm
- Weight : 85 Kg



### STANDING HIP THRUST

- Size : 1303 x 1590 x 1440 mm
- Weight : 95 kgs



### STANDING ABDUCTOR

- Size : 1080 x 1680 x 400 mm
- Net Weight : 113 kgs
- Gross Weight : 143 kgs



### GLUTE KICK BACK

- Size : 1530 x 1440 x 1440 mm

## GLUTE BUILDER

- Size : 1930 x 1400 x 515 mm
- Weight : 117 kgs
- Gross Weight : 147 kgs



## CABLE CROSSOVER IMPACT

- Main Frame : Flat oval tube
- Solid Body & Sturdy Steel Frame
- Weight Stack : 100 Kgs X2
- EN ISO 20957-1& EN957-2 approved
- Gross Weight : 621 Kgs
- Net Weight : 542 Kgs



## CABLE CROSSOVER PRESTIGE

- Main Frame: Flat oval tube
- Solid Body & Sturdy Steel Frame
- Weight Stack : 110 x 2
- EN ISO 20957-1 & EN 957-2 approved
- Weight: 440 kgs
- Size: 4400 x 750 x 2280 mm



## CABLE CROSSOVER EXCLUSIVE

- Main Frame : Flat oval tube
- Solid Body & Sturdy Steel Frame
- Weight Stacks: 100kgs x 2 kgs
- EN ISO 20957-1& EN957-2 approved
- Weight : 330 kgs
- Size : 4140x1030x2300mm





### CABLE CROSSOVER ALPHA

- Main Frame : Flat oval tube
- Solid Body & Sturdy Steel Frame
- Weight Stacks: 100kgs x 2
- EN ISO 20957-1& EN957-2 approved
- Weight : 312 kgs
- Size : 3860x715x2270mm



### CABLE CROSSOVER FUSION

- Main Frame : Flat oval tube
- Solid Body & Sturdy Steel Frame
- Weight Stacks: 100kgs x 2
- EN ISO 20957-1& EN957-2 approved
- Weight : 358 kgs
- Size : 3836x870x2330mm

## FUNCTIONAL TRAINER - IMPACT

- Main Frame : Flat oval tube
- Solid Body & Sturdy Steel Frame
- Weight Stacks: 95 kgs x 2
- EN ISO 20957-1& EN957-2 approved
- 17 Adjustable cable positions for wide range of adaptability



## FUNCTIONAL TRAINER - PRESTIGE

- Main Frame : Flat oval tube
- Solid Body & Sturdy Steel Frame
- Weight Stacks: 95 kgs x 2
- EN ISO 20957-1& EN957-2 approved
- 17 Adjustable cable positions for wide range of adaptability



## MULTI STATIONS

PRODUCT CATALOGUE



### FUNCTIONAL TRAINER-EXCLUSIVE

- Main Frame : Flat oval tube
- Solid Body & Sturdy Steel Frame
- Weight Stacks: 100kgs x 2
- EN ISO 20957-1& EN957-2 approved
- Size : 1050x1950x2300

### FUNCTIONAL TRAINER-FUSION

- Main Frame : Flat oval tube
- Solid Body & Sturdy Steel Frame
- Weight Stacks: 100kgs x 2
- EN ISO 20957-1& EN957-2 approved
- Size : 1670x1120x2330







## STANDING MULTI FLIGHT PRESTIGE

- Size: 1420 x 890 x 2000 mm
- Weight Stack: 175 Lbs



## STANDING MULTI FLIGHT FUSION

- Weight Stack: 175 Lbs

**NEW  
ARRIVAL**



## ROBO ARM

- Main Frame : Flat oval tube
- Solid Body & Sturdy Steel Frame
- Weight Stacks: 80kgs x 2 kgs
- EN ISO 20957-1& EN957-2 approved
- Size : 2200x1160x640mm
- Exercises: Incline Decline Press, Squat, shoulder Press Etc.



### LATERAL RAISE/SHOULDER PRESS

- Main Frame : Flat oval tube
- Solid Body & Sturdy Steel Frame
- Weight Stacks: 80kgs
- EN ISO 20957-1& EN957-2 approved
- Size : 1450x810x1500mm



### STANDING LATERAL RAISE

- Main Frame : Flat oval tube
- Solid Body & Sturdy Steel Frame
- EN ISO 20957-1& EN957-2 approved
- Sizes : 2200 × 1600 × 1750 mm
- Exercises: Lateral Raise, Shoulder Press, Lateral Fly etc.



### SMITH+FUNCTIONAL TRAINER-INTENSE

- Main Frame : Flat Rectangular tube
- Solid Body & Sturdy Steel Frame
- Weight Stacks: 100kgs x 2
- EN ISO 20957-1& EN957-2 approved
- **FUNCTIONS:**
  - Hanging robotic arm extension
  - Barbell squat
  - Functional trainer
  - Decline bench press
  - Smith machine
  - Back kick/ push ups
  - Standing Incline Deadlift, Etc.
- Size : 1800x2230x2290mm



### SMITH+FUNCTIONAL + SQUAT

- Size: 2481 x 2218 x 2284 mm
- Net weight : 565 Kgs
- Gross weight : 605 Kgs
- Weight Stack : 100x 2 Kgs





### SMITH+FUNCTIONAL TRAINER-ENDURANCE

- Main Frame : Flat Rectangular tube
- Solid Body & Sturdy Steel Frame
- Weight Stacks: 100kgs x 2
- EN ISO 20957-1& EN957-2 approved
- **FUNCTIONS:**
  - Seated High pulldown
  - Low Pull
  - Functional trainer/Standing High Pulldown
  - Boxing Training
  - Smith machine
  - Barbell anti-Shoulder Squat
  - Standing Incline Deadlift, Etc.
  - Size : 1490x1910x2320mm

### SMITH+FUNCTIONAL TRAINER FUSION

- Main Frame : Flat oval tube
- Solid Body & Sturdy Steel Frame
- Weight Stacks: 100kgs x 2
- EN ISO 20957-1& EN957-2 approved
- Size : 2303 × 1199 × 2226 mm



### SMITH+FUNCTIONAL TRAINER PRESTIGE

- Main Frame : Flat oval tube
- Solid Body & Sturdy Steel Frame
- Weight Stacks: 100kgs x 2
- EN ISO 20957-1& EN957-2 approved
- Size : 2235 × 1470 × 2260 mm

# MULTI STATIONS

PRODUCT CATALOGUE

## SMITH+FUNCTIONAL TRAINER IMPACT

- Main Frame : Flat oval tube
- Solid Body & Sturdy Steel Frame
- Weight Stacks: 100kgs x 2
- EN ISO 20957-1& EN957-2 approved
- Size : 2290 × 1430 × 600 mm



## MULTI FUNCTIONAL TRAINER

- Unique Machine with variety of exercises possible.
- Heavy Duty Stainless Steel Base
- EN ISO 20957-1& EN957-2 approved
- Size : 2195x1350x1620mm

## SMITH MACHINE ELITE

- Main Frame : Flat oval tube
- Solid Body & Sturdy Steel Frame
- With 10kgs counter balance on each side
- EN ISO 20957-1& EN957-2 approved
- Size : 1570 x 2460 x 2390 mm



**HEAVY DUTY**

# MULTI STATIONS

PRODUCT CATALOGUE



## SMITH MACHINE EXCLUSIVE

- Main Frame : Flat oval tube
- Solid Body & Sturdy Steel Frame
- With 10kgs counter balance on each side
- EN ISO 20957-1& EN957-2 approved
- Size : 2200x1450x2200mm

## SMITH MACHINE FUSION

- Main Frame : Flat oval tube
- Solid Body & Sturdy Steel Frame
- With 10kgs counter balance on each side
- EN ISO 20957-1& EN957-2 approved
- Size : 2450x1440x2490mm



## SMITH MACHINE PRESTIGE

- Main Frame: Flat oval tube
- Solid Body & Sturdy Steel Frame
- With 10kgs counter balance on each side
- EN ISO 20957-1 & EN957-2 approved
- Size: 1090 x 2180 x 2320 mm
- Weight : 220 kgs





## MULTI STATIONS

### PRODUCT CATALOGUE



#### SMITH+SQUAT RACK

- Main Frame : Flat oval tube
- Solid Body & Sturdy Steel Frame
- With 10kgs counter balance on each side
- EN ISO 20957-1& EN957-2 approved
- Size: 2260\*1910\*340 mm

#### BELT SQUAT

- Size: 2055 x 1690 x 1460 mm
- Weight: 182 kgs



#### POWER SMITH MACHINE DUAL SYSTEM

- Size : 1880 × 2010 × 1750 mm
- Weight: 165 kgs



# LEG PRESS

PRODUCT CATALOGUE



## 45° LEG PRESS M 022

- Main Frame Flat oval tube
- EN957-2 Approved
- Cushion : Made of PU
- Size: 2190X1640X1260mm

## 45° LEG PRESS PRESTIGE

- Main Frame: Flat oval tube
- Cushion : Made of PU
- Size: 2170 x 1610 x 1260 mm
- EN957-2 approved



## 45° LEG PRESS TB 56

- Main Frame Flat oval tube
- EN957-2 Approved
- Cushion : Made of PU
- Size: 2190X1640X1260mm



**LEG PRESS PLATE LOADED 01**

- Main Frame Flat oval tube
- EN957-2 Approved
- Cushion : Made of PU
- Weight :235 Kg
- Size: 1880\*1530\*520 mm

**LEG PRESS PLATE LOADED 02**

- Main Frame Flat oval tube
- EN957-2 Approved
- Cushion : Made of PU
- Size: 2400x1600x1520mm



# LEG PRESS/HACK SQUAT

PRODUCT CATALOGUE



## 45° LEG PRESS/HACK SLIDE TB 59

- Main Frame Flat oval tube
- EN957-2 Approved
- Cushion : Made of PU
- Size: 2370x1640x1450mm

## LEG PRESS / HACK SQUAT ENDURANCE

- Main Frame Flat oval tube
- EN957-2 Approved
- Cushion : Made of PU
- Size : 2260 × 1580 × 1570 mm
- Weight : 244 Kg



## LEG PRESS / HACK SQUAT EXCLUSIVE

- Main Frame Flat oval tube
- EN957-2 Approved
- Cushion : Made of PU
- Size : 1880 × 1530 × 520 mm
- Weight : 235 Kg



## LEG PRESS/HACK SQUAT

PRODUCT CATALOGUE



### LEG PRESS+HACK SQUAT 02

- Main Frame : Flat oval tube
- Size: 2400x1600x1520mm
- Cushion : Made of PU
- EN ISO 20957-1& EN957-2 approved



### TB 57 HACK SQUAT

- Main Frame : Flat oval tube
- Size: 2400x1600x1520mm
- Cushion : Made of PU
- EN ISO 20957-1& EN957-2 approved

# TIRE FLIP & T-ARM MACHINE

PRODUCT CATALOGUE



## TIRE FLIP

- 4 Sounds Reducing Bumpers
- 2 Battle Rope Anchor Points
- 4 Floor Levellers
- EN ISO 20957-1& EN957-2 approved
- Size: 1650x1220x500mm



## INCLINE LEVEL ROW

- Main Frame : Flat oval tube
- EN ISO 20957-1& EN957-2 approved
- Size: 1850x790x1190mm



## INCLINE LEVEL ROW 2.0

- Main Frame : Flat oval tube
- EN ISO 20957-1& EN957-2 approved
- Size : 2090 × 1960 × 1400 mm



## T-ARM MACHINE

- Main Frame : Flat oval tube
- EN ISO 20957-1 & EN957-2 approved
- Size: 1800x880x560mm



# BENCHES & RACKS

PRODUCT CATALOGUE



## SHRUG MACHINE

- Size : 1600 × 1520 × 780 mm
- Weight : 68 Kg

## FLAT BENCH PRESTIGE

- Main Frame : Flat oval tube
- Max User Weight : 250kgs
- Cushion : Made of PU
- EN ISO 20957-1& EN957-2 approved
- Size: 1350\*690\*430 mm



## FLAT BENCH FUSION

- Main Frame : Flat oval tube
- Max User Weight : 250kgs
- Cushion : Made of PU
- EN ISO 20957-1& EN957-2 approved
- Size: 1350\*690\*430 mm

## BENCHES & RACKS

### PRODUCT CATALOGUE



#### MULTI ADJUSTABLE BENCH PRESTIGE

- Main Frame : Flat oval tube
- Max User Weight : 250kgs
- Cushion : Made of PU
- EN ISO 20957-1& EN957-2 approved



#### MULTI ADJUSTABLE BENCH ENDURANCE

- Main Frame : Flat oval tube
- Max User Weight : 250kgs
- Cushion : Made of PU
- EN ISO 20957-1& EN957-2 approved
- Size: 1320 x 640 x 485 mm



#### MULTI LEVEL ADJUSTABLE BENCH ALPHA

- Main Frame : Flat oval tube
- Max User Weight : 250kgs
- Size: 1647\*726\*751 mm
- Cushion : Made of PU
- EN ISO 20957-1& EN957-2 approved



## BENCHES & RACKS

PRODUCT CATALOGUE

### MULTI LEVEL ADJUSTABLE BENCH FUSION

- Main Frame : Flat oval tube
- Max User Weight : 250kgs
- Cushion : Made of PU
- EN ISO 20957-1& EN957-2 approved



### MULTI AB BENCH PRESTIGE

- Main Frame : Flat oval tube
- Cushion : Made of PU
- EN ISO 20957-1& EN957-2 approved



### MULTI AB BENCH FUSION

- Main Frame : Flat oval tube
- Cushion : Made of PU
- Size: 1920X520X290mm
- EN ISO 20957-1& EN957-2 approved





# BENCHES & RACKS

## PRODUCT CATALOGUE



### UTILITY BENCH PRESTIGE

- Main Frame : Flat oval tube
- Max User Weight : 250kgs
- Size: 1079\*526\*900 mm



### UTILITY BENCH FUSION

- Main Frame : Flat oval tube
- Max User Weight : 250kgs
- Size: 1079\*526\*900 mm



### SEATED PREACHER CURL FUSION

- Main Frame : Flat oval tube
- Cushion : Made of PU
- Size: 985\*735\*1035 mm



### STANDING PREACHER CURL

- Max User Weight : 150kgs
- EN ISO 20957-1& EN957-2 approved
- Size: 1203\*840\*1159 mm



### OLYMPIC ADJUSTABLE BENCH

- Main Frame : Flat oval tube
- Cushion : Made of PU
- EN ISO 20957-1& EN957-2 approved
- Size: 1420 x 720 x 520 mm

### OLYMPIC FLAT BENCH PRESTIGE

- Main Frame : Flat oval tube
- Cushion : Made of PU
- Max User Weight : 250kgs
- EN ISO 20957-1& EN957-2 approved



### OLYMPIC DECLINE BENCH PRESTIGE

- Main Frame : Flat oval tube
- Cushion : Made of PU
- Max User Weight : 250kgs
- EN ISO 20957-1& EN957-2 approved



# BENCHES & RACKS

PRODUCT CATALOGUE



## OLYMPIC INCLINE BENCH PRESTIGE

- Main Frame : Flat oval tube
- Cushion : Made of PU
- Max User Weight : 250kgs
- EN ISO 20957-1& EN957-2 approved



## OLYMPIC FLAT BENCH FUSION

- Main Frame : Flat oval tube
- Cushion : Made of PU
- Max User Weight : 250kgs
- Size: 1320\*1146\*2240 mm
- EN ISO 20957-1& EN957-2 approved



## OLYMPIC DECLINE BENCH FUSION

- Main Frame : Flat oval tube
- Cushion : Made of PU
- Max User Weight : 250kgs
- Size: 1996\*1530\*1194 mm
- EN ISO 20957-1& EN957-2 approved



## BENCHES & RACKS

PRODUCT CATALOGUE



### OLYMPIC INCLINE BENCH FUSION

- Main Frame : Flat oval tube
- Cushion : Made of PU
- Max User Weight : 250kgs
- Size: 1848\*1530\*1400 mm
- EN ISO 20957-1& EN957-2 approved



### ROMAN CHAIR PRESTIGE

- Main Frame : Flat oval tube
- Cushion : Made of PU
- Max User Weight : 250kgs
- EN ISO 20957-1& EN957-2 approved

## BENCHES & RACKS

PRODUCT CATALOGUE



### ROMAN EXTENSION EXCLUSIVE

- Main Frame: Rectangular Tube
- Cushion : Made of PU
- Max User Weight : 250kgs
- EN ISO 20957-1& EN957-2 approved
- Size: 1848\*1530\*1400 mm

### ROMAN CHAIR FUSION

- Main Frame : Flat oval tube
- Cushion : Made of PU
- Max User Weight : 250kgs
- EN ISO 20957-1& EN957-2 approved
- Size: 1390\*975\*886 mm



### GLUTE HAM

- Main Frame: Rectangular Tube
- Cushion : Made of PU
- Max User Weight : 250kgs
- EN ISO 20957-1& EN957-2 approved
- Size: 1930\*910\*1220 mm

## BENCHES & RACKS

### PRODUCT CATALOGUE



#### VERTICAL KNEE RAISE 01

- Main Frame : Flat oval tube
- Max User Weight : 250kgs
- Cushion : Made of PU
- EN ISO 20957-1& EN957-2 approved

#### VERTICAL KNEE RAISE 2.0

- Main Frame : Flat oval tube
- Cushion : Made of PU
- Max User Weight : 250kgs
- EN ISO 20957-1 & EN957-2 approved
- Size: 1118\*1472\*2297 mm



#### VERTICAL KNEE RAISE 3.0

- Main Frame : Flat oval tube
- Cushion : Made of PU
- Max User Weight : 250kgs
- EN ISO 20957-1& EN957-2 approved
- Size: 784\*1357\*1674 mm





# BENCHES & RACKS

## PRODUCT CATALOGUE



### SEATED CALF FUSION

- Main Frame : Flat oval tube
- Cushion : Made of PU
- Max User Weight : 250kgs
- EN ISO 20957-1& EN957-2 approved
- Size: 1252\*602\*910 mm



### SEATED CALF PHANTOM

- Main Frame : Flat oval tube
- Cushion : Made of PU
- Max User Weight : 250kgs
- EN ISO 20957-1& EN957-2 approved



### WRIST CURL

- Main Frame : Flat oval tube
- Cushion : Made of PU
- EN ISO 20957-1& EN957-2 approved
- Size: 1050\*690\*280 mm



### AB COASTER 2.0

- Main Frame : Flat oval tube
- Cushion : Made of PU
- EN ISO 20957-1& EN957-2 approved
- Size : 1700X700X1500mm



### RECTUS ABDOMINAL TRAINER

- Main Frame : Flat oval tube
- Cushion : Made of PU
- Size: 1150X1090X1590mm
- EN ISO 20957-1& EN957-2 approved



### STRETCH TRAINER

- Main Frame : Flat oval tube
- Cushion : Made of PU
- Size: 1260X600X1040mm
- EN ISO 20957-1& EN957-2 approved

# BENCHES & RACKS

## PRODUCT CATALOGUE

### SISSY SQUAT

- Main Frame : Flat oval tube
- Cushion : Made of PU
- Max User Weight : 150kgs
- EN ISO 20957-1& EN957-2 approved



### POWER CAGE

- Dimensions : 1270\*1100\*2350mm
- 14 gauge steel with Set of Pin/Pipe safeties
- Also has band pegs for additional resistance workouts
- Used for multiple exercises like squats, bench press, pull ups etc.
- Tube Size: 75 mm x 75 mm x 3 mm (thickness)
- Powder Coating : 5 Rounds
- Maximum Loading Capacity : 200kgs





# BENCHES & RACKS

PRODUCT CATALOGUE



## MULTIPURPOSE BENCH GALAXY

- Main Frame : Rectangular Tube
- Max User Weight : 250 Kgs
- Cushion : Made of PU
- EN ISO 20957-1 & EN957-2 approved

## SEATED PREACHER CURL GALAXY

- Main Frame : Rectangular Tube
- Max User Weight : 250 Kgs
- Cushion : Made of PU
- EN ISO 20957-1 & EN957-2 approved



## BACK EXTENSION GALAXY

- Main Frame : Rectangular Tube
- Max User Weight : 250 Kgs
- Cushion : Made of PU
- EN ISO 20957-1 & EN957-2 approved

# BENCHES & RACKS

## PRODUCT CATALOGUE



### FLAT BENCH GALAXY

- Main Frame : Rectangular Tube
- Max User Weight : 250 Kgs
- Cushion : Made of PU
- EN ISO 20957-1 & EN957-2 approved

### ADJUSTABLE DECLINE BENCH GALAXY

- Main Frame : Rectangular Tube
- Max User Weight : 250 Kgs
- Cushion : Made of PU
- EN ISO 20957-1 & EN957-2 approved



### SUPER BENCH GALAXY

- Main Frame : Rectangular Tube
- Max User Weight : 250 Kgs
- Cushion : Made of PU
- EN ISO 20957-1 & EN957-2 approved



# BENCHES & RACKS

PRODUCT CATALOGUE



**OLYMPIC INCLINE  
BENCH GALAXY**

Main Frame : Rectangular Tube  
Max User Weight : 250 Kgs  
Cushion : Made of PU  
EN ISO 20957-1 & EN957-2 approved



**OLYMPIC FLAT  
BENCH GALAXY**

Main Frame : Rectangular Tube  
Max User Weight : 250 Kgs  
Cushion : Made of PU  
EN ISO 20957-1 & EN957-2 approved



**OLYMPIC DECLINE  
BENCH GALAXY**

Main Frame : Rectangular Tube  
Max User Weight : 250 Kgs  
Cushion : Made of PU  
EN ISO 20957-1 & EN957-2 approved



**OLYMPIC FLAT BENCH STAR**

- Main Frame : Rectangular Tube
- Max User Weight : 250 Kgs
- Cushion : Made of PU
- EN ISO 20957-1 & EN957-2 approved

**UTILITY BENCH STAR**

- Main Frame : Rectangular Tube
- Max User Weight : 250 Kgs
- Cushion : Made of PU
- EN ISO 20957-1 & EN957-2 approved





# BENCHES & RACKS

PRODUCT CATALOGUE



## MULTI ABS BENCH STAR

- Main Frame : Rectangular Tube
- Max User Weight : 250 Kgs
- Cushion : Made of PU
- EN ISO 20957-1 & EN957-2 approved

## MULTI ADJUSTABLE BENCH STAR

- Main Frame : Rectangular Tube
- Max User Weight : 250 Kgs
- Cushion : Made of PU
- EN ISO 20957-1 & EN957-2 approved



## FLAT BENCH STAR

- Main Frame : Rectangular Tube
- Max User Weight : 250 Kgs
- Cushion : Made of PU
- EN ISO 20957-1 & EN957-2 approved





### OLYMPIC INCLINE BENCH STAR

- Main Frame : Rectangular Tube
- Max User Weight : 250 Kgs
- Cushion : Made of PU
- EN ISO 20957-1 & EN957-2 approved



### HALF POWER RACK + DEADLIFT PLATFORM

- Solid Virgin Rubber Matt.
- Sturdy Iron Frame.
- Steel Corner to increase the strength of the base.
- Also has band pegs for additional resistance workouts
- Used for multiple exercises like squats, bench press, pull ups etc.
- Powder Coating : 5 Rounds
- Maximum Loading Capacity : 350 Kgs
- Size : 3500 x 3100 x 2600 mm

**HEAVY DUTY**

# RACKS

## PRODUCT CATALOGUE



### HALF POWER RACK

- Dimensions : 1415\*1648\*2457mm
- Also has band pegs for additional resistance workouts
- Used for multiple exercises like squats, bench press, pull ups etc.
- Tube Size: 50 mm x 110 mm x 3 mm (thickness)
- Powder Coating : 5 Rounds
- Maximum Loading Capacity : 200kgs



### POWER SQUAT RACK

- Main Frame : Flat oval tube
- EN ISO 20957-1& EN957-2 approved
- Powder Coating : 5 Rounds
- Solid Body Structural Steel Frame
- Size: 1970\*950\*390 mm



# BENCHES & RACKS

PRODUCT CATALOGUE



## BARBELL RACK

- Main Frame : Flat oval tube
- Powder Coating : 5 Rounds
- EN ISO 20957-1& EN957-2 approved
- Size: 1120\*797\*1405 mm



## WEIGHT PLATE TREE

- Main Frame : Flat oval tube
- Powder Coating : 5 Rounds
- EN ISO 20957-1& EN957-2 approved
- Size: 1060\*720\*200 mm

## BENCHES & RACKS

PRODUCT CATALOGUE

### SUPER SQUAT ENDURANCE

- Size: 2235 x 1500 x 1705 mm
- Weight : 220 Kg



### SUPER SQUAT FUSION

- Weight: 196kgs
- Size : 1990X1640X1450mm

### SUPER SQUAT STAR

- Size: 2005 x 1630 x 1810 mm
- Net Weight : 150 Kgs
- Gross Weight: 180 kgs





## 2 TIERS DUMBBELL RACK

- Main Frame : Flat oval tube
- EN ISO 20957-1& EN957-2 approved
- Can Accomodate 10 Pairs of Dumbbells
- Powder Coating : 5 Rounds
- Solid Body & Structural Steel Frame
- Size: 2250\*750\*180



## 3 TIERS DUMBBELL RACK

- Main Frame : Flat oval tube
- EN ISO 20957-1& EN957-2 approved
- Can Accomodate 15 Pairs of Dumbbells
- Powder Coating : 5 Rounds
- Solid Body & Structural Steel Frame
- Size: 2240\*780\*240-0807T



# SQUAT / DEADLIFT

PRODUCT CATALOGUE



## POWER SQUAT EX

- Size: 1600 x 1100 x 400 mm
- Weight : 245 kgs



## FOREARM JUNGLE

- Size: 1680 x 1600 x 1330 mm
- Weight : 135 kgs



## DEADLIFT PLATFORM

- Solid Virgin Rubber Matt.
- Sturdy Iron Frame.
- Steel Corner to increase the strength of the base.
- Additional 4 handles for workout.
- Length: 8 feet
- Width : 4feet
- Thickness: 37mm



## TANK SLEDGE

- Name: Tank Sled
- Net Weight : 86 kg
- Built up Meas/ (mm) : 1315\*850\*1040
- Max Speed : 22 km/h
- Max Load : 200 KG
- Levels : 0-8 Resistance Gear Drive

# VINYL DUMBBELLS & KETTLEBELLS

PRODUCT CATALOGUE

VD 01

## VINYL DUMBBELL

- PVC coated material filled with iron sand.
- Colorful dumbbells as per weight.
- Helps to build biceps.
- Hexagonal shape.
- Packed in a brown box.



MATERIAL : VINYL

	COLORS	ITEM CODE
0.5 kg.	Yellow & Orange	VD 01 (a)
1 kg.	Pink & Purple	VD 01 (b)
2 kgs.	Red & Orange	VD 01 (c)
3 kgs.	Green & Dark Blue	VD 01 (d)
4 kgs.	Sky & Dark Blue	VD 01 (e)
5 kgs.	Grey & Black	VD 01 (f)

VKB 01

## VINYL KETTLEBELL

- PVC material with steel handle filled with iron sand.
- A kettlebell workout can get you total-body toning increased cardiovascular fitness, core strengthening and improved posture and balance.
- Packing in a brown box.



MATERIAL : VINYL

	COLORS	ITEM CODE
2 kgs.	Yellow	VKB 01 (a)
4 kgs.	Orange & Green	VKB 01 (b)
6 kgs.	Purple & Orange	VKB 01 (c)
8 kgs.	Grey & Red	VKB 01 (d)
10 kgs.	Yellow & Dark Blue	VKB 01 (e)
12 kgs.	Sky Blue & Purple	VKB 01 (f)
14 kgs.	Turquoise & Yellow	VKB 01 (g)
16 kgs.	Green	VKB 01 (h)
18 kgs.	Orange	VKB 01 (i)
20 kgs.	Red	VKB 01 (j)
22 kgs.	Dark Blue	VKB 01 (k)
24 kgs.	Black & Red	VKB 01 (l)
28 kgs.	Blue	VKB 01 (m)
32 kgs.	Orange	VKB 01 (n)


# RUBBER KETTLEBELLS & DUMBBELLS

PRODUCT CATALOGUE

RKB 01

## RUBBER KETTLEBELL

- Rubber material with stainless steel handle filled with iron sand.
- A kettlebell workout can get you total-body toning increased cardiovascular fitness, core strengthening and improved posture and balance.
- Packing in a brown box.



MATERIAL : RUBBER

	COLORS	ITEM CODE
4 kgs.	Black	RKB 01 (a)
6 kgs.	Black	RKB 01 (b)
8 kgs.	Black	RKB 01 (c)
10 kgs.	Black	RKB 01 (d)
12 kgs.	Black	RKB 01 (e)
16 kgs.	Black	RKB 01 (f)
18 kgs.	Black	RKB 01 (g)
20 kgs.	Black	RKB 01 (h)
24 kgs.	Black	RKB 01 (i)
28 kgs.	Black	RKB 01 (j)
32 kgs.	Black	RKB 01 (k)

HRD 01

## HEX RUBBER DUMBBELLS

- Rubber coated material with cast iron inside.
- 0% sand mixing in rubber.
- Chromed curve steel handle.
- Packing in a brown box.



MATERIAL : RUBBER

	COLORS	ITEM CODE
1 kg.	Black	HRD 01 (a)
2 kgs.	Black	HRD 01 (b)
2.5 kgs.	Black	HRD 01 (c)
3 kgs.	Black	HRD 01 (d)
4 kgs.	Black	HRD 01 (e)
5 kgs.	Black	HRD 01 (f)
6 kgs.	Black	HRD 01 (g)
7.5 kgs.	Black	HRD 01 (h)
10 kgs.	Black	HRD 01 (i)
12.5 kgs.	Black	HRD 01 (j)
15 kgs.	Black	HRD 01 (k)
17.5 kgs.	Black	HRD 01 (l)
20 kgs.	Black	HRD 01 (m)
22.5 kgs.	Black	HRD 01 (n)
25 kgs.	Black	HRD 01 (o)
27.5 kgs.	Black	HRD 01 (p)
30 kgs.	Black	HRD 01 (q)
32.5 kgs.	Black	HRD 01 (r)
35 kgs.	Black	HRD 01 (s)
40 kgs.	Black	HRD 01 (t)



# ROUND DUMBBELLS

PRODUCT CATALOGUE


CRD 01

## CREST ROUND RUBBER DUMBBELLS

- Rubber coated material with cast iron or steel inside.
- 0% sand mixing in rubber.
- Colored PVC label on sides of dumbbell.
- Chromed Straight steel handle.
- Packing in a brown box.



MATERIAL : RUBBER

	COLORS	ITEM CODE
2.5 kgs.	Black	CRD 01 (a)
5 kgs.	Black	CRD 01 (b)
7.5 kgs.	Black	CRD 01 (c)
10 kgs.	Black	CRD 01 (d)
12.5 kgs.	Black	CRD 01 (e)
15 kgs.	Black	CRD 01 (f)
17.5 kgs.	Black	CRD 01 (g)
20 kgs.	Black	CRD 01 (h)
22.5 kgs.	Black	CRD 01 (i)
25 kgs.	Black	CRD 01 (j)
27.5 kgs.	Black	CRD 01 (k)
30 kgs.	Black	CRD 01 (l)
35 kgs.	Black	CRD 01 (m)
40 kgs.	Black	CRD 01 (n)


RRD 01

## ROUND RUBBER DUMBBELLS

- Rubber coated material with cast iron or steel inside.
- 0% sand mixing in rubber.
- Colored PVC label on sides of dumbbell.
- Chromed curve steel handle.
- Packing in a brown box.



MATERIAL : RUBBER

	COLORS	ITEM CODE
2.5 kgs.	Black	RRD 01 (a)
5 kgs.	Black	RRD 01 (b)
7.5 kgs.	Black	RRD 01 (c)
10 kgs.	Black	RRD 01 (d)
12.5 kgs.	Black	RRD 01 (e)
15 kgs.	Black	RRD 01 (f)
17.5 kgs.	Black	RRD 01 (g)
20 kgs.	Black	RRD 01 (h)
22.5 kgs.	Black	RRD 01 (i)
25 kgs.	Black	RRD 01 (j)
27.5 kgs.	Black	RRD 01 (k)
30 kgs.	Black	RRD 01 (l)
35 kgs.	Black	RRD 01 (m)
40 kgs.	Black	RRD 01 (n)
50 kgs.	Black	RRD 01 (o)

# RUBBER WEIGHT PLATES

PRODUCT CATALOGUE

WPO 01

## RUBBER WEIGHT PLATES - 3 HOLE

(OLYMPIC - 51MM DIAMETER)

- Rubber coated material with cast iron inside.
- 0% sand mixing in rubber.
- With steel ring in the middle.
- Packing in a brown box.



MATERIAL : RUBBER

	COLORS	ITEM CODE
2.5 kgs.	Black	WPO 01 (a)
5 kgs.	Black	WPO 01 (b)
7.5 kgs.	Black	WPO 01 (c)
10 kgs.	Black	WPO 01 (d)
12.5 kgs.	Black	WPO 01 (e)
15 kgs.	Black	WPO 01 (f)
20 kgs.	Black	WPO 01 (g)
25 kgs.	Black	WPO 01 (h)

WPO 02


## RUBBER WEIGHT PLATES - 7 HOLE

(OLYMPIC - 51MM DIAMETER)

- Rubber coated material with cast iron inside.
- 0% sand mixing in rubber.
- With stainless steel ring in the middle.
- Packing in a brown box.



MATERIAL : RUBBER

	COLORS	ITEM CODE
2.5 kgs.	Black	WPO 02 (a)
5 kgs.	Black	WPO 02 (b)
10 kgs.	Black	WPO 02 (c)
15 kgs.	Black	WPO 02 (d)
20 kgs.	Black	WPO 02 (e)
25 kgs.	Black	WPO 02 (f)



# BUMPER PLATES

## PRODUCT CATALOGUE

### BUMPER PLATES WITH HUB



- These Bumper Plates comes with a Matte finish which provides smooth & clean look finish with easy to clean property.
- These Rubber Bumpers plates fulfill the IWF Standard specifications, i.e. 450mm in diameter & 50.4mm collar opening with steel ring insert which allows you smooth loading -unloading & keeps your plates firmly in place even during intense training.
- These Bumper Plates includes a thicker raised flanges around the edge that improves the grip for easy & secure handling of plates.
- These Bumper Plates are made up of high-quality Natural Rubber composition that results in low bounce with better impact absorbing properties.
- Our Bumper Plates have an optimal "Shore A Durometer" of 94 & have been drop tested 20000 times.
- Cockatoo Provides 36-months limited manufacturer's warranty from the date of purchase against manufacturing defects. This warranty does not include wear and tear.

Material	Natural Rubber
Plate Diameter	450mm
Collar Opening	50.4mm
Insert Type	Stainless Steel Ring
Finish	Matte
Weight Tolerance	+0.1% & - 0.05%

### COLORED BUMPER PLATES



These Bumper Plates comes with a Matte finish which provides smooth & clean look finish with easy to clean property.

These Rubber Bumpers plates fulfill the IWF Standard specifications, i.e. 450mm in diameter & 50.4mm collar opening with steel ring insert which allows you smooth loading -unloading & keeps your plates firmly in place even during intense training.

These Bumper Plates includes a thicker raised flanges around the edge that improves the grip for easy & secure handling of plates.

These Bumper Plates are made up of high-quality Natural Rubber composition that results in low bounce with better impact absorbing properties.

Our Bumper Plates have an optimal "Shore A Durometer" of 92 & have been drop tested 20000 times.

Cockatoo Provides 12-months limited manufacturer's warranty from the date of purchase against manufacturing defects. This warranty does not include wear and tear.

Material	Natural Rubber
Plate Diameter	450mm
Collar Opening	50.4mm
Insert Type	Stainless Steel Ring
Finish	Matte
Weight Tolerance	2%

### FUSION BUMPER PLATES



These Bumper Plates comes with a Matte finish which provides smooth & clean look finish with easy to clean property.

These Rubber Bumpers plates fulfill the IWF Standard specifications, i.e. 450mm in diameter & 50.4mm collar opening with steel ring insert which allows you smooth loading -unloading & keeps your plates firmly in place even during intense training.

These Bumper Plates includes a thicker raised flanges around the edge that improves the grip for easy & secure handling of plates.

These Bumper Plates are made up of high-quality Natural Rubber composition that results in low bounce with better impact absorbing properties.

Our Bumper Plates have an optimal "Shore A Durometer" of 92 & have been drop tested 20000 times.

Cockatoo Provides 12-months limited manufacturer's warranty from the date of purchase against manufacturing defects. This warranty does not include wear and tear.

Material	Natural Rubber
Plate Diameter	450mm
Collar Opening	50.4mm
Insert Type	Stainless Steel Ring
Finish	Matte
Weight Tolerance	2%



# BUMPER PLATES & OLYMPIC BARS

PRODUCT CATALOGUE



## BLACK BUMPER PLATES

- These Bumper Plates comes with a Matte finish which provides smooth & clean look finish with easy to clean property.
- These Rubber Bumpers plates fulfill the IWF Standard specifications, i.e. 450mm in diameter & 50.4mm collar opening with steel ring insert which allows you smooth loading -unloading & keeps your plates firmly in place even during intense training.
- These Bumper Plates includes a thicker raised flanges around the edge that improves the grip for easy & secure handling of plates.
- These Bumper Plates are made up of high-quality Natural Rubber composition that results in low bounce with better impact absorbing properties.
- Our Bumper Plates have an optimal "Shore A Durometer" of 92 & have been drop tested 8000 times.
- Cockatoo Provides 12-months limited manufacturer's warranty from the date of purchase against manufacturing defects. This warranty does not include wear and tear.

Material	Natural Rubber
Plate Diameter	450mm
Collar Opening	50.4mm
Insert Type	Stainless Steel Ring
Finish	Matte
Weight Tolerance	2%

## 4 FEET CURL OLYMPIC BAR



The Hard chrome coating on the shaft and sleeves protects from oxidation and wear & makes it one of the finest 4 feet olympic EZ Curl bar . The bar is 9.5KGS, 1200mm long, it has 28mm shaft diameter, made of alloy steel.

50 mm sleeve diameter.

It has 1.2 mm diamond knurl, a standard knurl allowing for an easy, comfortable grip.

Flange Thickness : 20mm

Sleeve Length : 190mm

The 4 feet EZ CURL is specifically designed to target the biceps, triceps and forearm muscles.

Maximum Weight Capacity : 150 kgs

### 1 YEAR WARRANTY

( Not In Case Of Damage due to Faulty or Negligent Use or Handling by the User )



9.5 KG  
WEIGHT



28 MM  
DIAMETER



45K PSI  
TENSILE STRENGTH



1.2MM DIAMOND  
KNURL

# OLYMPIC BARS

## PRODUCT CATALOGUE

### 5 FEET STRAIGHT OLYMPIC BAR



The Hard chrome coating on the shaft and sleeves protects from oxidation and wear & makes it one of the finest 5 feet olympic bar. The bar is 12.5 KGS, 1520mm long, it has 28mm shaft diameter, made of high-grade alloy steel.

50 mm sleeve diameter

It has 1.2 mm diamond knurl, a standard knurl allowing for an easy, comfortable grip.

Flange Thickness : 25mm

Sleeve Length : 300mm

Mostly Used for exercises such as overhead shoulder press, bicep, triceps curl, etc.

Maximum Weight Capacity: 180 kgs

#### 1 YEAR WARRANTY

(Not In Case Of Damage due to Faulty or Negligent Use or Handling by the User)



12.5 KG  
WEIGHT



28 MM  
DIAMETER



150K PSI  
TENSILE STRENGTH



1.2MM STANDARD  
KNURL

### 5 FEET CURL OLYMPIC BAR



The Hard chrome coating on the shaft and sleeves protects from oxidation and wear & makes it one of the finest 5 feet olympic EZ Curl bar. The bar is 12.5KGS, 1520mm long, it has 28mm shaft diameter, made of alloy steel.

50 mm sleeve diameter.

It has 1.2 mm diamond knurl, a standard knurl allowing for an easy, comfortable grip.

Flange Thickness : 25mm

Sleeve Length : 300mm

The 5 feet EZ CURL is specifically designed to target the biceps, triceps and forearm muscles.

Maximum Weight Capacity: 180 kgs

#### 1 YEAR WARRANTY

(Not In Case of Damage due to Faulty or Negligent Use or Handling by the User)



12.5 KG  
WEIGHT



28 MM  
DIAMETER



150K PSI  
TENSILE STRENGTH



1.2MM STANDARD  
KNURL

# OLYMPIC BARS

## PRODUCT CATALOGUE



### 6 FEET STRAIGHT OLYMPIC BAR

The Hard chrome coating on the shaft and sleeves protects from oxidation and wear & makes it one of the finest 6 feet olympic bar. The bar is 15 KGS, 1830mm long, it has 28mm shaft diameter, made of high-grade alloy steel.

50 mm sleeve diameter

It has 1.2 mm diamond knurl, a standard knurl allowing for an easy, comfortable grip.

Flange Thickness: 25mm

Sleeve Length: 345mm

Mostly Used for exercises such as deadlifts, squats, and bench press.

Maximum Weight Capacity: 200 kgs

#### 1 YEAR WARRANTY

(Not In Case Of Damage due to Faulty or Negligent Use or Handling by the User )



15 KG  
WEIGHT



28 MM  
DIAMETER



190K PSI  
TENSILE STRENGTH



1.2MM STANDARD  
KNURL



### 7 FEET STRAIGHT OLYMPIC BAR

The Hard chrome coating on the shaft and sleeves protects from oxidation and wear & makes it one of the finest 7 feet olympic bar. The bar is 20.5 KGS, 2200mm long, it has 28mm shaft diameter, made of high-grade alloy steel.

50 mm sleeve diameter

It has 1.2 mm diamond knurl, a standard knurl allowing for an easy, comfortable grip.

Flange Thickness: 30mm

Sleeve Length: 445mm

Mostly Used for exercises such as deadlifts, squats, and bench press.

Maximum Weight Capacity: 200kgs

#### 1 YEAR WARRANTY

(Not In Case Of Damage due to Faulty or Negligent Use or Handling by the User )



20.5 KG  
WEIGHT



28 MM  
DIAMETER



190K PSI  
TENSILE STRENGTH



1.2MM STANDARD  
KNURL



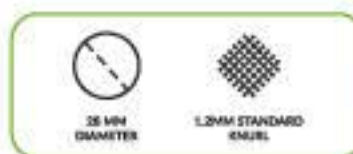
# OLYMPIC BARS

## PRODUCT CATALOGUE



### OLYMPIC DUMBBELL BAR 20"

- Alloy Steel Construction
- Chrome finish
- Bearings & Bush for smooth rotation.
- 50mm Outer Diameter & 28mm inner Diameter



### 7 FEET STRAIGHT OLYMPIC BAR

The Hard chrome coating on the shaft and sleeves protects from oxidation and wear & makes it one of the finest 7 feet olympic bar .The bar is 20 KGS, 2200mm long, it has 28mm shaft diameter, made of high-grade alloy steel .

50 mm sleeve diameter

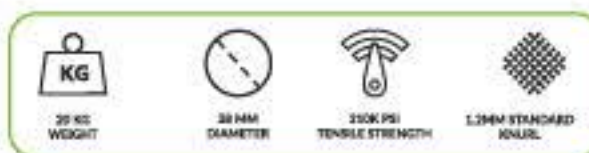
It has 1.2 mm diamond knurl, a standard knurl allowing for an easy, comfortable grip.

Flange Thickness : 30mm  
Sleeve Length : 445mm

Mostly Used for exercises such as deadlifts, squats, and bench press.

Maximum Weight Capacity: 400 kgs

1 YEAR WARRANTY (Not In Case Of Damage due to Faulty or Negligent Use or Handling by the User )



# OLYMPIC BARS

## PRODUCT CATALOGUE



### 7 FEET STRAIGHT OLYMPIC BAR - ALTAS

The Hard chrome coating on the shaft and sleeves protects from oxidation and wear & makes it one of the finest 7 feet olympic bar .The bar is 20 KGS, 2200mm long, it has 28mm shaft diameter, made of high-grade alloy steel .

50 mm sleeve diameter

It has 1.2 mm diamond knurl, a standard knurl allowing for an easy, comfortable grip.

Flange Thickness : 35mm

Sleeve Length : 410mm

Mostly Used for exercises such as deadlifts, squats, and bench press.

This Bar is with centre Knurl

Maximum Weight Capacity : 680kgs

1 YEAR WARRANTY (Not In Case of Damage due to Faulty or Negligent Use or Handling by the User )

LIFETIME WARRANTY AGAINST BENDING .



### 7 FEET STRAIGHT OLYMPIC BAR - KRATOS

The black oxide coating on the shaft and sleeves protects from oxidation and wear & makes it one of the finest 7 feet olympic bar .The bar is 20 KGS, 2200mm long, it has 28mm shaft diameter, made of high-grade alloy steel .

50 mm sleeve diameter

It has 1.2 mm diamond knurl, a standard knurl allowing for an easy, comfortable grip.

Flange Thickness : 35mm

Sleeve Length : 410mm

Mostly Used for exercises such as deadlifts, squats, and bench press.

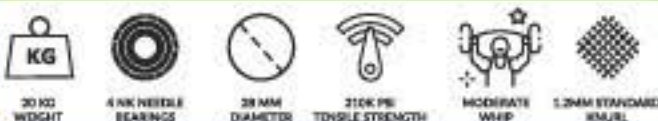
This Bar is with centre Knurl

Maximum Weight Capacity : 680kgs

1 YEAR WARRANTY

(Not In Case of Damage due to Faulty or Negligent Use or Handling by the User )

LIFETIME WARRANTY AGAINST BENDING .



# OLYMPIC BARS

## PRODUCT CATALOGUE

### 7 FEET STRAIGHT OLYMPIC BAR-ARES

The black oxide coating on the shaft and hard chrome on the sleeves protects from oxidation and wear & makes it one of the finest 7 feet olympic bar

The bar is 20 KGS, 2200mm long, it has 28mm shaft diameter, made of high-grade alloy steel.

50 mm sleeve diameter

It has 1.2 mm diamond knurl, a standard knurl allowing for an easy, comfortable grip.

Flange Thickness: 35mm

Sleeve Length: 410mm

Mostly Used for exercises such as deadlifts, squats, and bench press.

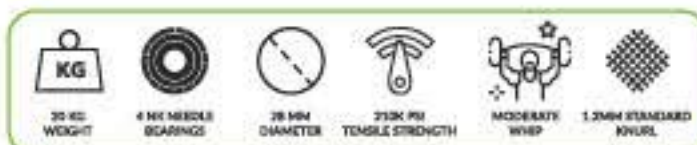
This Bar is without centre Knurl

Maximum Weight Capacity: 680kgs

1 YEAR WARRANTY

( Not In Case Of Damage due to Faulty or Negligent Use or Handling by the User )

LIFETIME WARRANTY AGAINST BENDING .



### 7 FEET STRAIGHT OLYMPIC BAR - PHANTOM

The Hard chrome coating on the shaft and sleeves protects from oxidation and wear & makes it one of the finest 7 feet olympic bar .The bar is 20 KGS, 2200mm long, it has 28mm shaft diameter, made of high-grade alloy steel .

50 mm sleeve diameter

It has 1.2 mm diamond knurl, a standard knurl allowing for an easy, comfortable grip.

Flange Thickness: 35mm

Sleeve Length: 410mm

Mostly Used for exercises such as deadlifts, squats, and bench press.

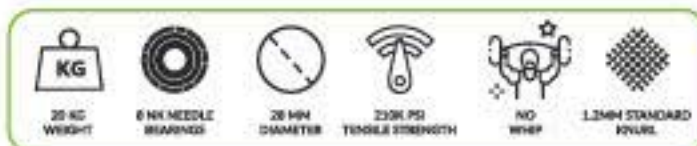
This Bar is without centre Knurl

Maximum Weight Capacity: 680kgs

1 YEAR WARRANTY

(Not In Case Of Damage due to Faulty or Negligent Use or Handling by the User )

LIFETIME WARRANTY AGAINST BENDING .





# OLYMPIC BARS

## PRODUCT CATALOGUE

### 7 FEET STRAIGHT OLYMPIC BAR - ZEUS



The black oxide coating on the shaft and sleeves protects from oxidation and wear & makes it one of the finest 7 feet olympic bar .The bar is 20 KGS, 2200mm long, it has 28mm shaft diameter, made of high-grade alloy steel.

50 mm sleeve diameter

It has 1.2 mm diamond knurl, a standard knurl allowing for an easy, comfortable grip.

Flange Thickness : 35mm

Sleeve Length : 410mm

Mostly Used for exercises such as deadlifts, squats, and bench press.

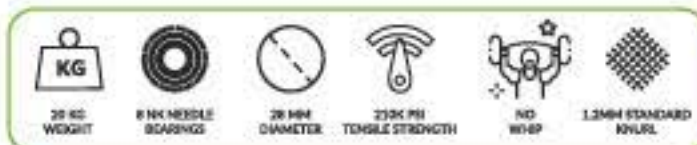
This Bar is with centre Knurl

Maximum Weight Capacity: 680kgs

1 YEAR WARRANTY

(Not In Case Of Damage due to Faulty or Negligent Use or Handling by the User )

LIFETIME WARRANTY AGAINST BENDING.



### 7 FEET STRAIGHT COLORED OLYMPIC BAR



This unique polymer-ceramic composite coating was originally popularized in the gun industry for its durability in thin applications, and it offers up to 100x the corrosion resistance of standard black phosphate, THE COLORED BAR comes with Cerakote shaft and sleeves makes it one of the finest 7 feet olympic bar .

The bar is 20 KGS, 2200mm long, it has 28mm shaft diameter .

50 mm sleeve diameter

It has 1.2 mm diamond knurl, a standard knurl allowing for an easy, comfortable grip.

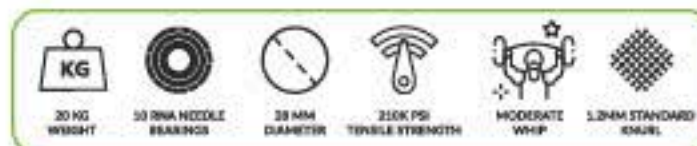
Flange Thickness : 35mm

Sleeve Length : 415mm

Mostly Used for exercises such as deadlifts, squats, and bench press.

This Bar is without centre Knurl

Maximum Weight Capacity: 816 kgs



# OLYMPIC BARS

## PRODUCT CATALOGUE

### 7 FEET STRAIGHT CERAKOTE OLYMPIC CAMO BAR



This unique polymer-ceramic composite coating was originally popularized in the gun industry for its durability in thin applications, and it offers up to 100x the corrosion resistance of standard black phosphate. THE CAMO BAR comes with Cerakote shaft and sleeves & makes it one of the finest 7 feet olympic bar .The bar is 20 KGS, 2200mm long, it has 28mm

shaft diameter.

50 mm sleeve diameter

It has 1.2 mm diamond knurl, a standard knurl allowing for an easy, comfortable grip.

Flange Thickness : 35mm

Sleeve Length : 415mm

Mostly Used for exercises such as deadlifts, squats, and bench press.

This Bar is without centre Knurl

Maximum Weight Capacity: 816 kgs



20 KG  
WEIGHT



10 RNA NEEDLE  
BEARINGS



28 MM  
DIAMETER



250K PSI  
TENSILE STRENGTH

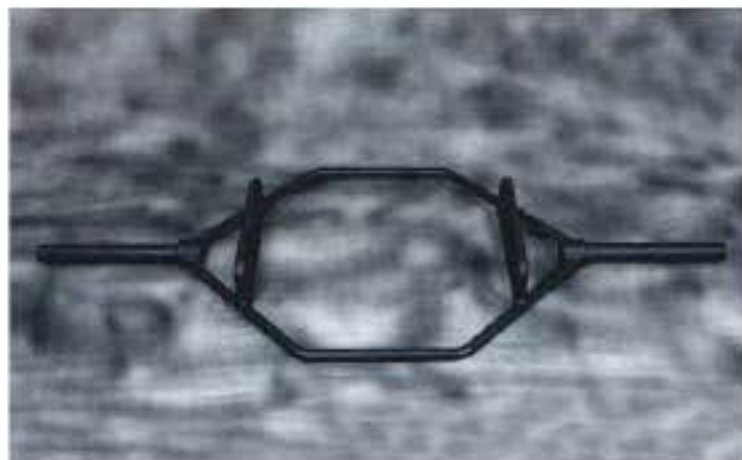


MODERATE  
WHIP



1.2MM STANDARD  
KNURL

### HEX TRAP BAR



The Hard chrome coating on the shaft and sleeves protects from oxidation and wear & makes it one of the finest hex trap bar .The bar is 21KGS made of high-grade alloy steel .

50 mm sleeve diameter

Fixed Raised Handles

1.2mm knurling on raised flat grip/handles for easy comfortable grip .

1 YEAR WARRANTY (Not In Case of Damage due to Faulty or Negligent Use or Handling by the User )



## FIXED WEIGHT BARS

PRODUCT CATALOGUE



### IMPORTED EZ CURL BARBELL WITH FIXED WEIGHT

Material : Alloy Steel

- Weight bar sleeve has corrosion resistant material construction with final chrome finish. The diamond 1.2 mm knurl texture provides constant grip for stability.
- Fixed head has superior construction and slip resistant material coating which prevents bar rolling.
- With rubber coated fixed heads, these are the most secured bars which are designed to provide impactless drop to prevent surface damage.
- The EZ bar comes with fixed weight heads, which do not requires any weight plates. It has fixed weight heads which are immoveable and secured.
- The Cockatoo Weight Barbells comes with 1 year warranty against any manufacturing defect.

Sizes Available : 10 kgs , 15 kgs , 20 kgs , 25 kgs , 30 kgs , 35 kgs & 40 kgs.



### IMPORTED STRAIGHT BARBELL WITH FIXED WEIGHT

- Material : Alloy Steel
- Weight bar sleeve has corrosion resistant material construction with final chrome finish. The diamond 1.2 mm knurl texture provides constant grip for stability.
- Fixed head has superior construction and slip resistant material coating which prevents bar rolling.
- With rubber coated fixed heads, these are the most secured bars which are designed to provide impactless drop to prevent surface damage.
- The straight bar comes with fixed weight heads, which do not requires any weight plates. It has fixed weight heads which are immoveable and secured.
- The Cockatoo Weight Barbells comes with 1 year warranty against any manufacturing defect.

Sizes Available : 10 kgs , 15 kgs , 20 kgs , 25 kgs , 30 kgs , 35 kgs & 40 kgs.



# HANDLES

PRODUCT CATALOGUE

US - 1567  
V-ROW CHINNING BAR



US - 1524  
REVOLVING STRAIGHT  
BAR HANDLE



US - 1531  
LAT MACHINE BAR  
HANDLE



US - 1534  
D HANDLE PULLDOWN  
BAR



US - 1550  
V-SHAPE TRICEP  
HANDLE



US - 1555  
REVOLVING CURL  
HANDLE



US - 1536  
D HANDLE PULLDOWN  
BAR (Curved)



US - 1564  
SINGLE GRIP HANDLE



CODE: US 1517  
STRAPHANDLE



NEW  
ARRIVAL

MAG - 01  
MAG HANDLES



Made by Steel Bar & Coated with Neoprene  
(Dimensions) Handle 1 (L 32" x W 4.5" x H 8.5"),  
Handle 2 (L 24" x W 4.5" x H 9"), Handle 3 (L 22" x W 4.5" x H 9"),  
Handle 4 (L 12" x W 4.5" x H 9"), Handle 5 (L 11" x W 4" x H 8").

Made by Steel Bar & Coated with Neoprene  
(Dimensions) Handle 1 (L 32" x W 4.5" x H 8.5"),  
Handle 2 (L 24" x W 4.5" x H 9"), Handle 3 (L 22" x W 4.5" x H 9"),  
Handle 4 (L 12" x W 4.5" x H 9"), Handle 5 (L 11" x W 4" x H 8").



### PREMIUM IMPORTED RUBBER ROLLS

- Size: 1m x 10m x 6mm
- 20% EPDM White dots



### PREMIUM IMPORTED RUBBER TILES

- Size: 500mm x 500mm x 20mm
- EPDM White dots

# COMPANY CLIENTS

## PRODUCT CATALOGUE







Inspiring Fitness

**Corporate & Head Office**

14-D Ballygunge Circular Road (opp. AAEL) Kolkata 700 019

**Contact: 83350 68089 / 033 4064 8222**

**Bhubaneswar Office:**

501 Kharvela Nagar (1st floor), Janpath, Bhubaneswar 751 001

**Contact: 98308 00698 | 0674 2380824 / 0674 2380925**

**E mail: [bodylinesports@gmail.com](mailto:bodylinesports@gmail.com) | Website: [bodylinesports.co.in](http://bodylinesports.co.in)**